

# Contact Tracing Service Management Information Update



**Issued 7 January 2021**

Contact tracing is an important part of the Covid-19 Test, Trace and Protect Strategy<sup>1</sup> in Northern Ireland. Contact tracing involves identifying people who have been in close contact with cases of Covid-19, informing them of this, and providing them with information on the symptoms to be aware of, what to do if symptoms develop and if they need to self-isolate or get tested.

## Current data

### Weekly data

Data as of Sunday 3 January @ 12 midnight	In 7 days up to 3 January 2021
Number of positive cases transferred to the contact tracing system <sup>2</sup>	11,764
Number of positive cases where contact tracing completed	10,999
Total number of positive cases where contact tracing not completed	763
<ul style="list-style-type: none"><li>Number of incomplete cases sent an SMS advising self-isolation and inviting to digitally self-trace</li><li>Number of incomplete cases telephoned at least once</li></ul>	597 717
Number of contacts identified <sup>3</sup>	21,052
Number of contacts reached	20,982
Number of contacts not reached	64

Notes: SMS sent to contacts from 30 September 2020; Digital Self Trace for cases commenced on 9 October 2020

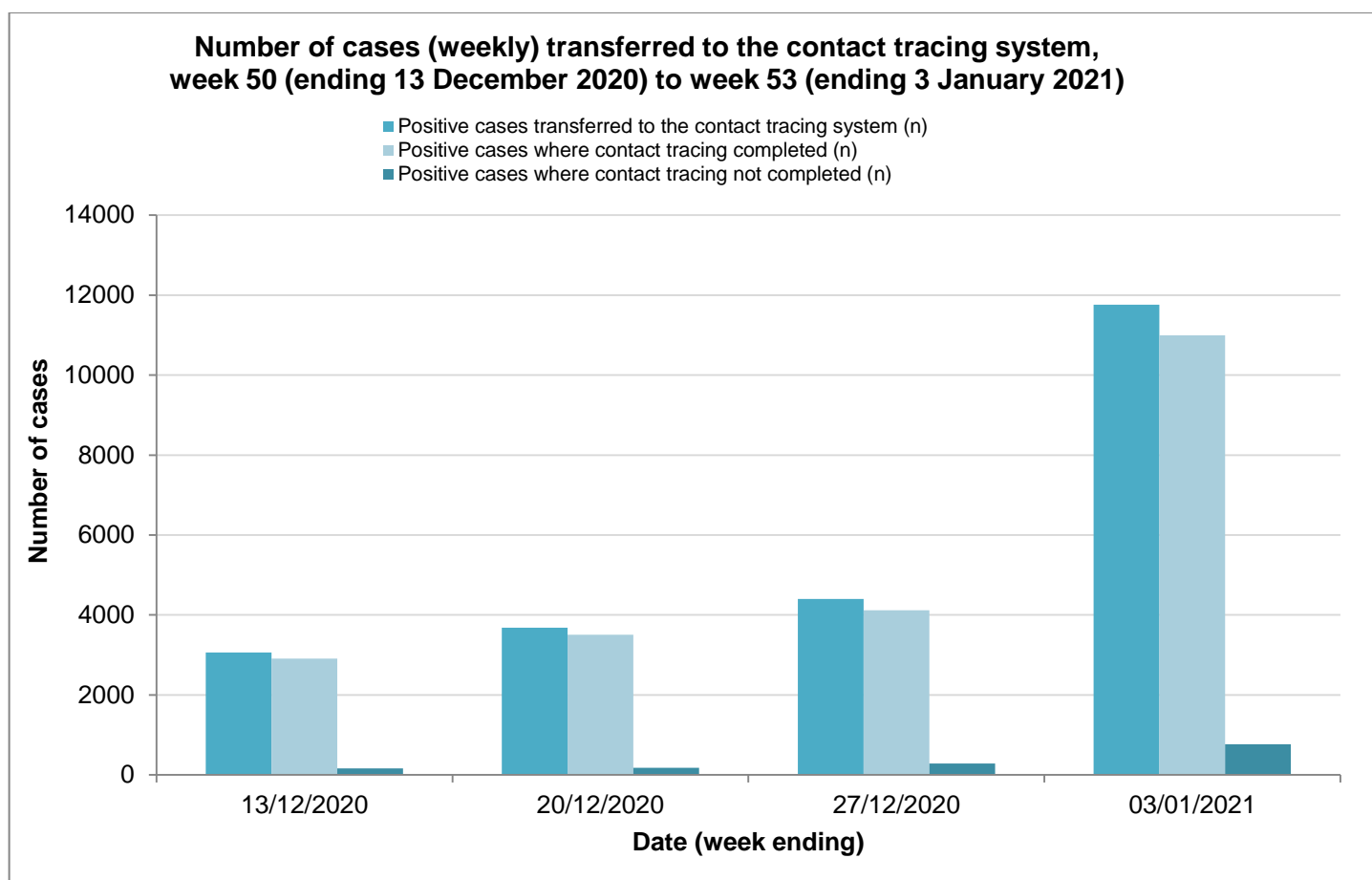
<sup>1</sup> Department of Health. Covid-19 Test, Trace and Protect Strategy. Belfast: May 2020.

<https://www.health-ni.gov.uk/sites/default/files/publications/health/Test-Trace-Protect-Support-Strategy.pdf>

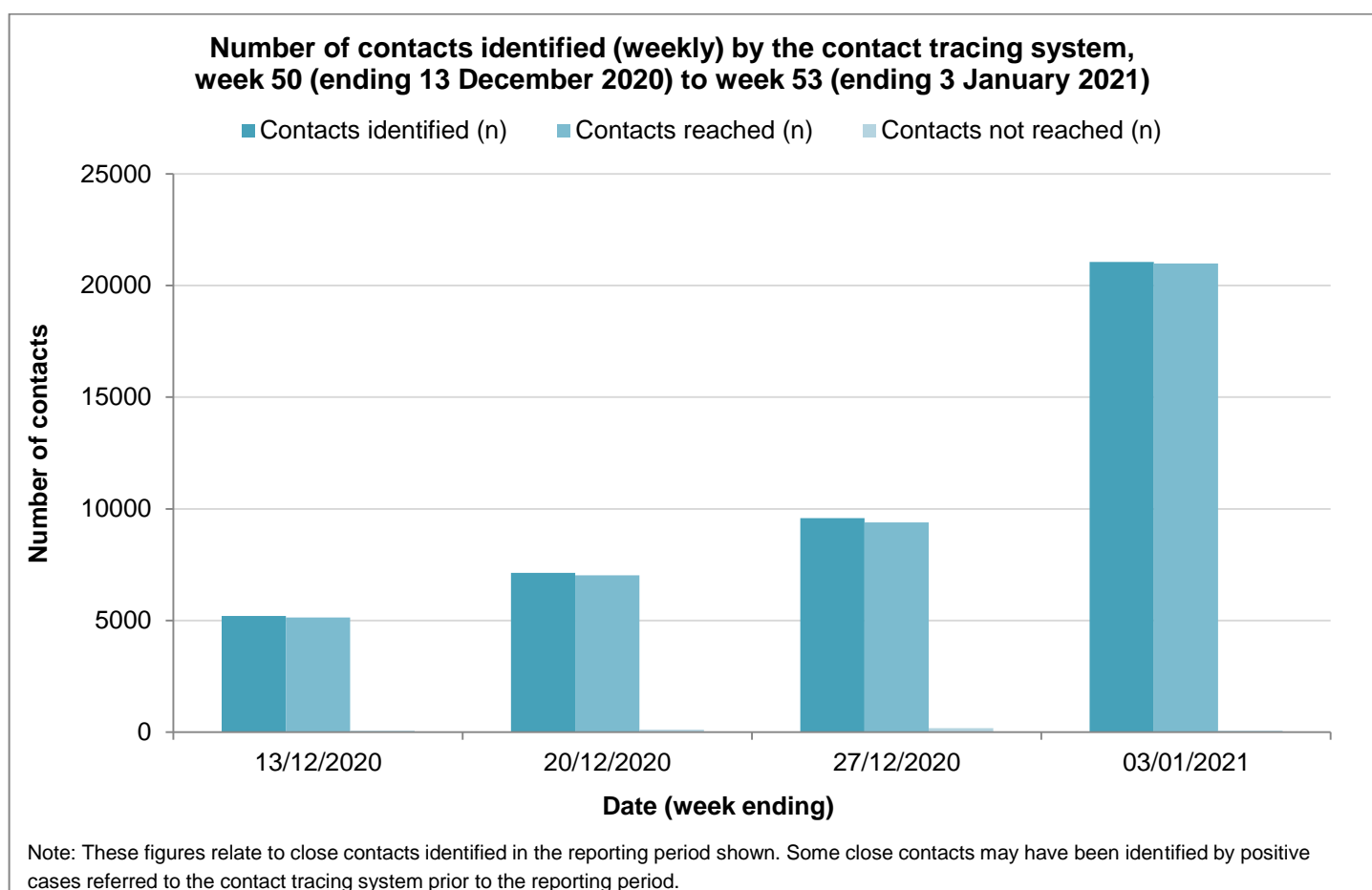
<sup>2</sup> CTS aims to deduct duplicates and cases where no contact details are available. Care home residents who test positive are followed up under separate health protection arrangements and are not included in this information.

<sup>3</sup> This does not include staff and patient contacts in a hospital/Trust setting, as these are managed by the relevant Health and Social Care trust.

## Number of cases – past 4 weeks



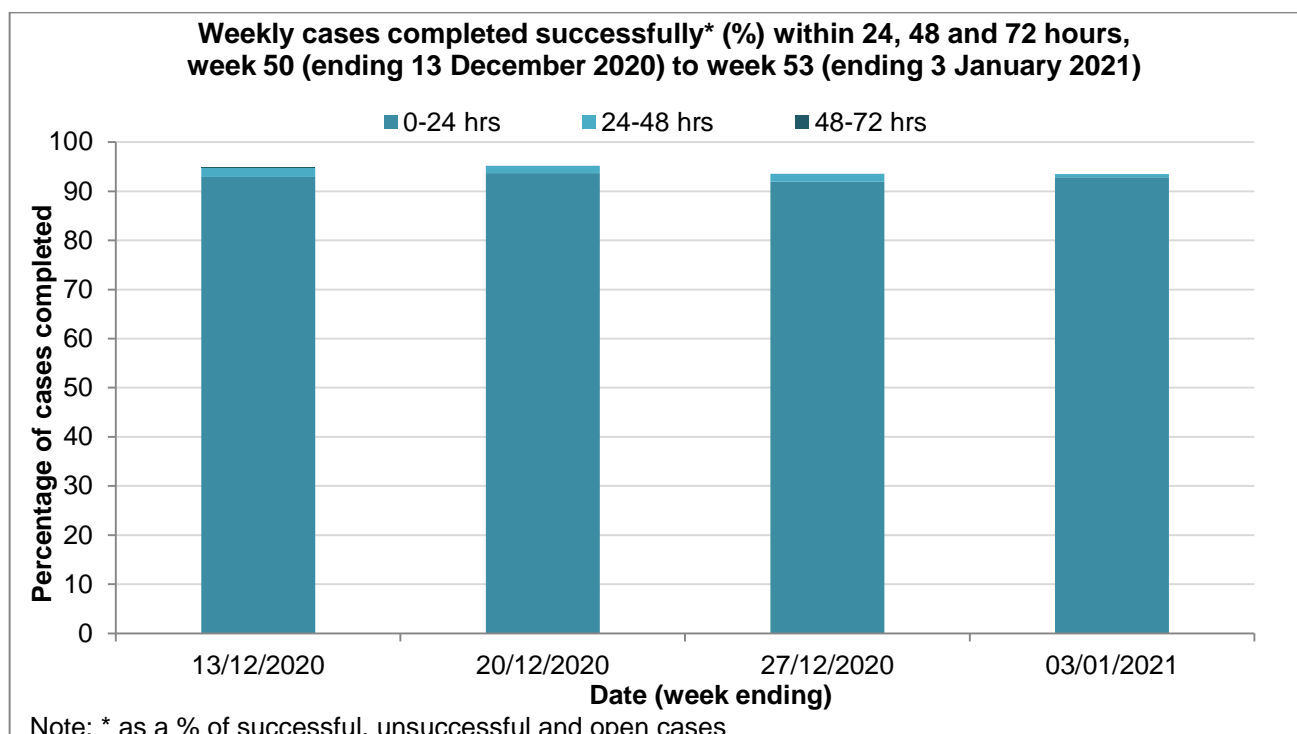
## Number of contacts – past 4 weeks



## Case completion by time period

Of the 11,764 positive cases reported to the contact tracing service between 28 December 2020 and 3 January 2021, 93% were reached within 24 hours and 93.5% were reached within 48 hours.

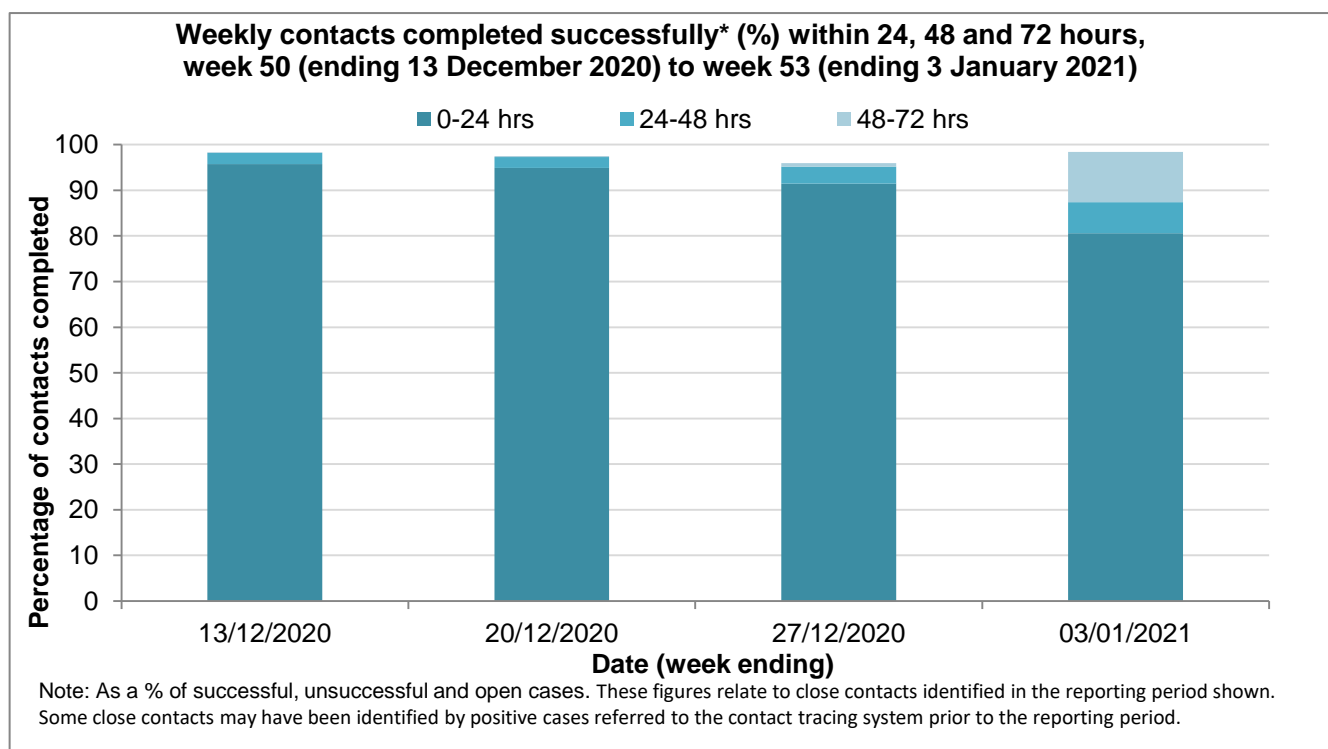
### Weekly – past 4 weeks



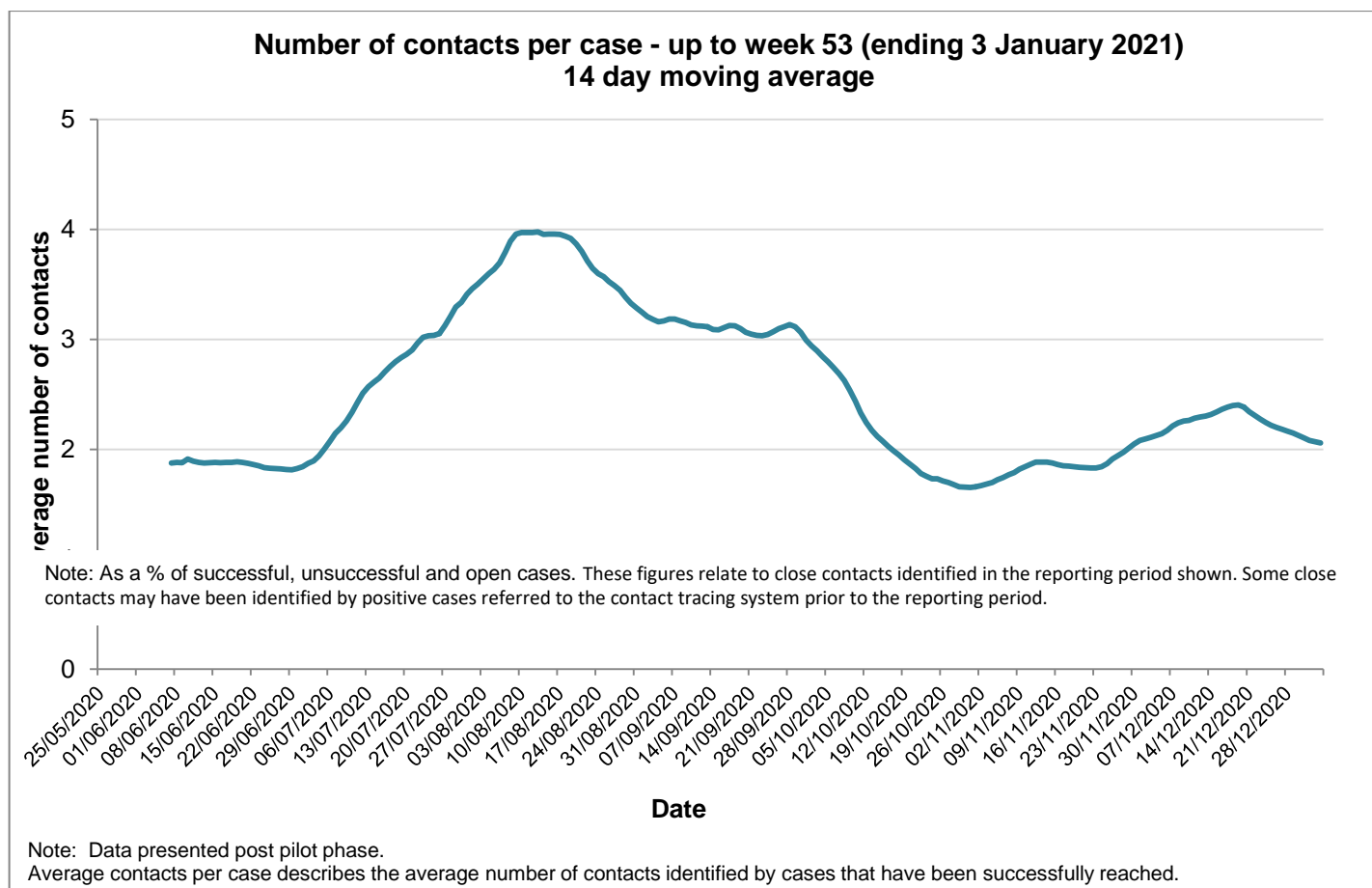
## Contact completion by time period

Of the 21,052 contacts identified by the contact tracing service between 28 December 2020 and 3 January 2021, 81% were reached within 24 hours of the positive case that identified them being referred to the CTC, with 87% reached within 48 hours.

### Weekly – past 4 weeks



## Number of contacts per case



### Notes:

- Data extracted from contact tracing system at 10am on Wednesday 6<sup>th</sup> January 2021.
- SMS sent to contacts from 30<sup>th</sup> September 2020.
- Digital Self Trace for cases commenced on 9<sup>th</sup> October 2020.
- These data are management information collected from a live operational system and provide a summary of contact tracer activity.
- Reporting methods and parameters may change over time.
- Should not be compared with other published figures as they will not align.
- New IT systems and data outputs often take some time to bed in. Data should therefore be treated with caution while the system and understanding of the data develops. At this stage, there is a risk of data entry errors or delay, which may require that data are revised and updated in future. The process of finding and removing duplicate records may also need refining, which could result in revisions to the data.