

# Contact Tracing Service Management Information Update



**Issued 4 March 2021**

Contact tracing is an important part of the Covid-19 Test, Trace and Protect Strategy<sup>1</sup> in Northern Ireland. Contact tracing involves identifying people who have been in close contact with cases of Covid-19, informing them of this, and providing them with information on the symptoms to be aware of, what to do if symptoms develop and if they need to self-isolate or get tested.

## Current data

### Weekly data

Data as of Sunday 28 February @ 12 midnight	In 7 days up to 28 February 2021
Number of positive cases transferred to the contact tracing system <sup>2</sup>	1515
Number of positive cases where contact tracing completed	1425
Total number of positive cases where contact tracing not completed	90
<ul style="list-style-type: none"> <li>Number of incomplete cases sent an SMS advising self-isolation and inviting to digitally self-trace</li> <li>Number of incomplete cases telephoned at least once</li> </ul>	66
	82
Number of contacts identified <sup>3</sup>	3943
Number of contacts reached	3919
Number of contacts not reached	24
*Excluded from CTC database due to nursing home status	28
*Excluded from CTC database due to duplication	153
*Excluded from CTC database due to false positives	3

4 non-NI residents

Notes: SMS sent to contacts from 30 September 2020; Digital Self Trace for cases commenced on 9 October 2020

## Cumulative data - Not for wider circulation or publication

	Up to 28 February 2021
<b>Cases</b> added to the contact tracing system from 25 May 2020	105,573
<b>Contacts</b> identified by the contact tracing system from 25 May 2020	178,626
Notes: Cumulative data from CTC post pilot period which commenced week commencing 25/5/2020. Cumulative data up to midnight 28 February 2021	

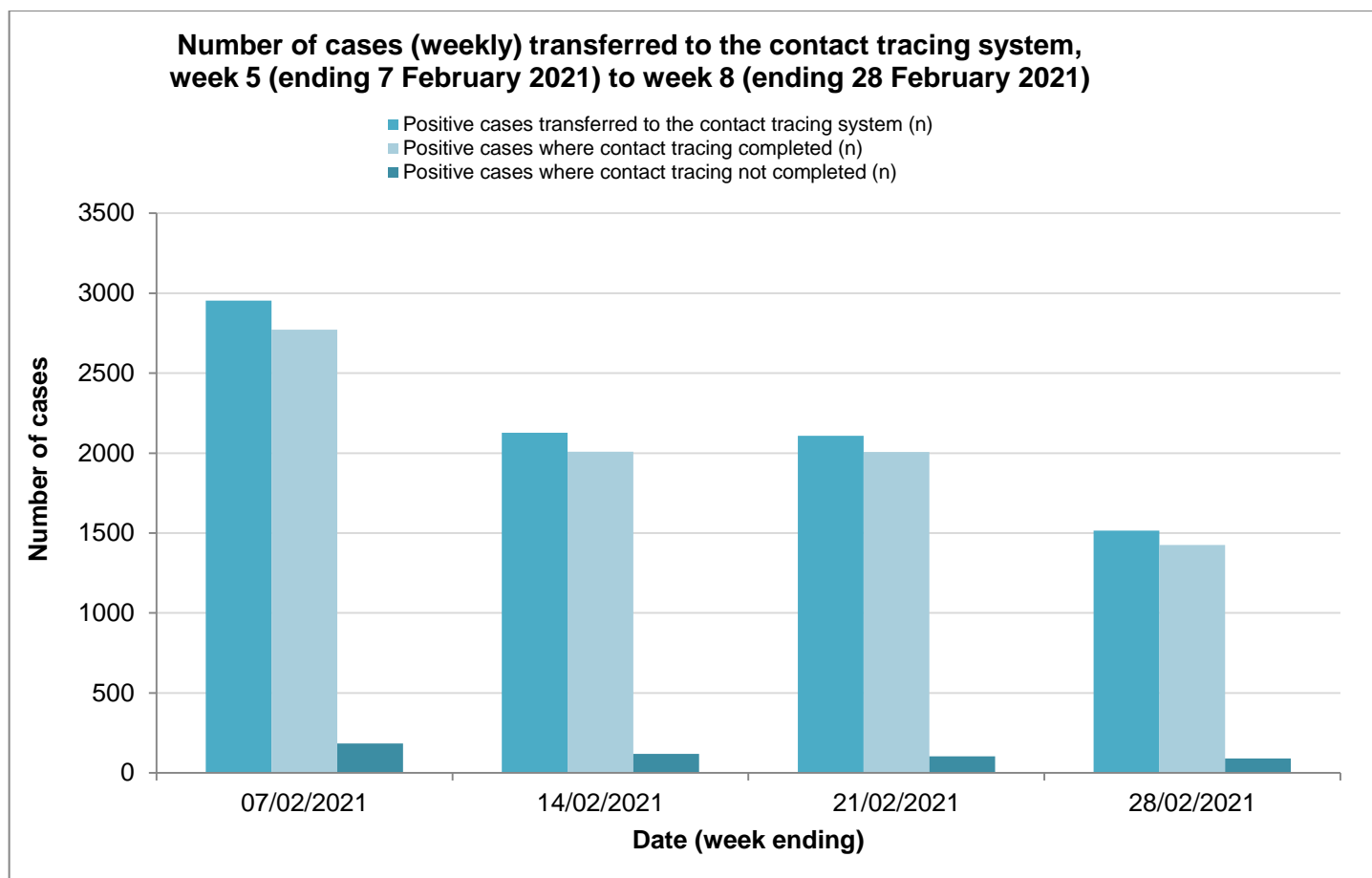
<sup>1</sup> Department of Health. Covid-19 Test, Trace and Protect Strategy. Belfast: May 2020.

<https://www.health-ni.gov.uk/sites/default/files/publications/health/Test-Trace-Protect-Support-Strategy.pdf>

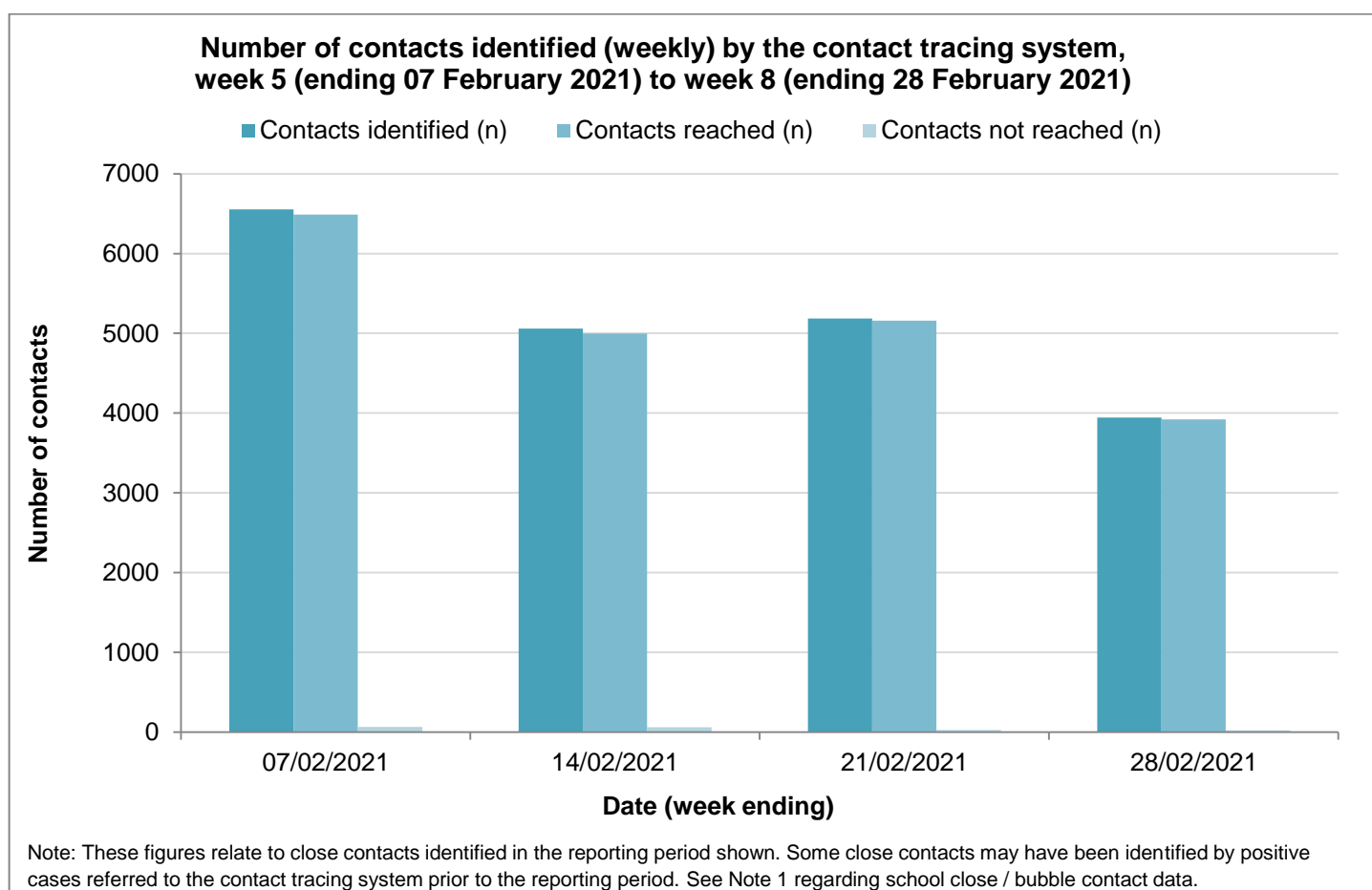
<sup>2</sup> CTS aims to deduct duplicates and cases where no contact details are available. Care home residents who test positive are followed up under separate health protection arrangements and are not included in this information.

<sup>3</sup> This does not include staff and patient contacts in a hospital/Trust setting, as these are managed by the relevant Health and Social Care trust. See Note 1 regarding school close / bubble contact data.

## Number of cases – past 4 weeks



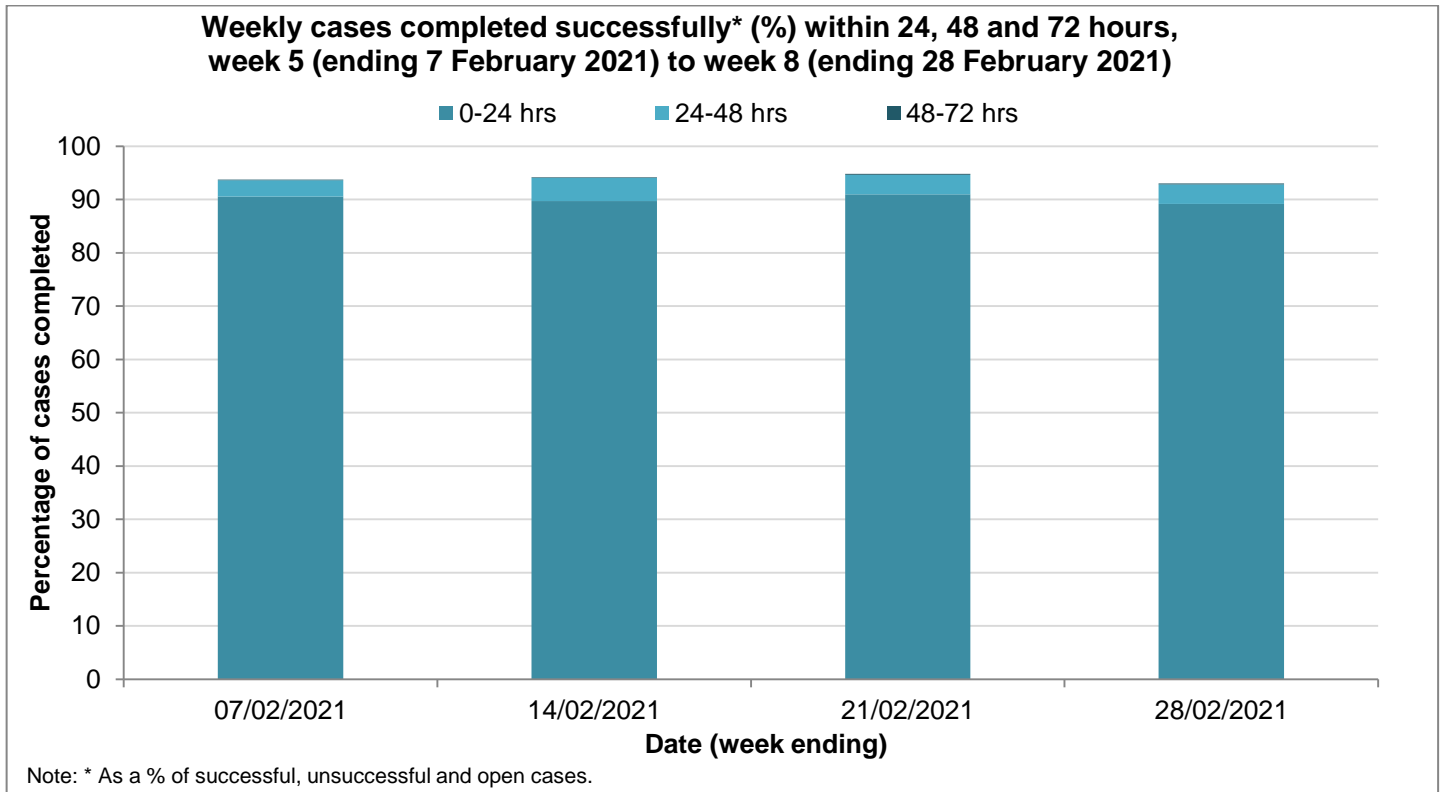
## Number of contacts – past 4 weeks



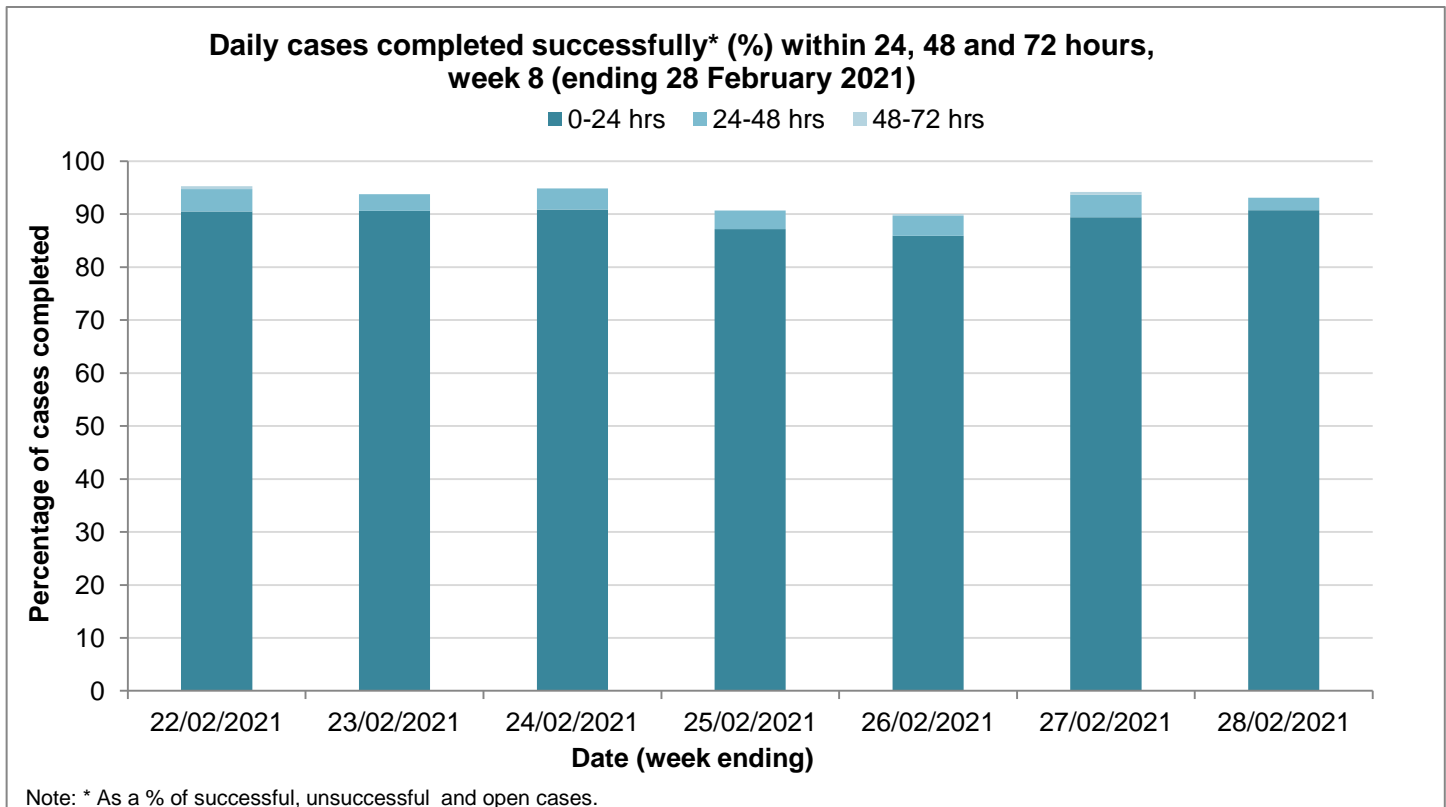
## Case completion by time period

Of the 1,515 positive cases reported to the contact tracing service between 22 February 2021 and 28 February 2021, 89% were reached within 24 hours and 93% were reached within 48 hours.

### Weekly – past 4 weeks



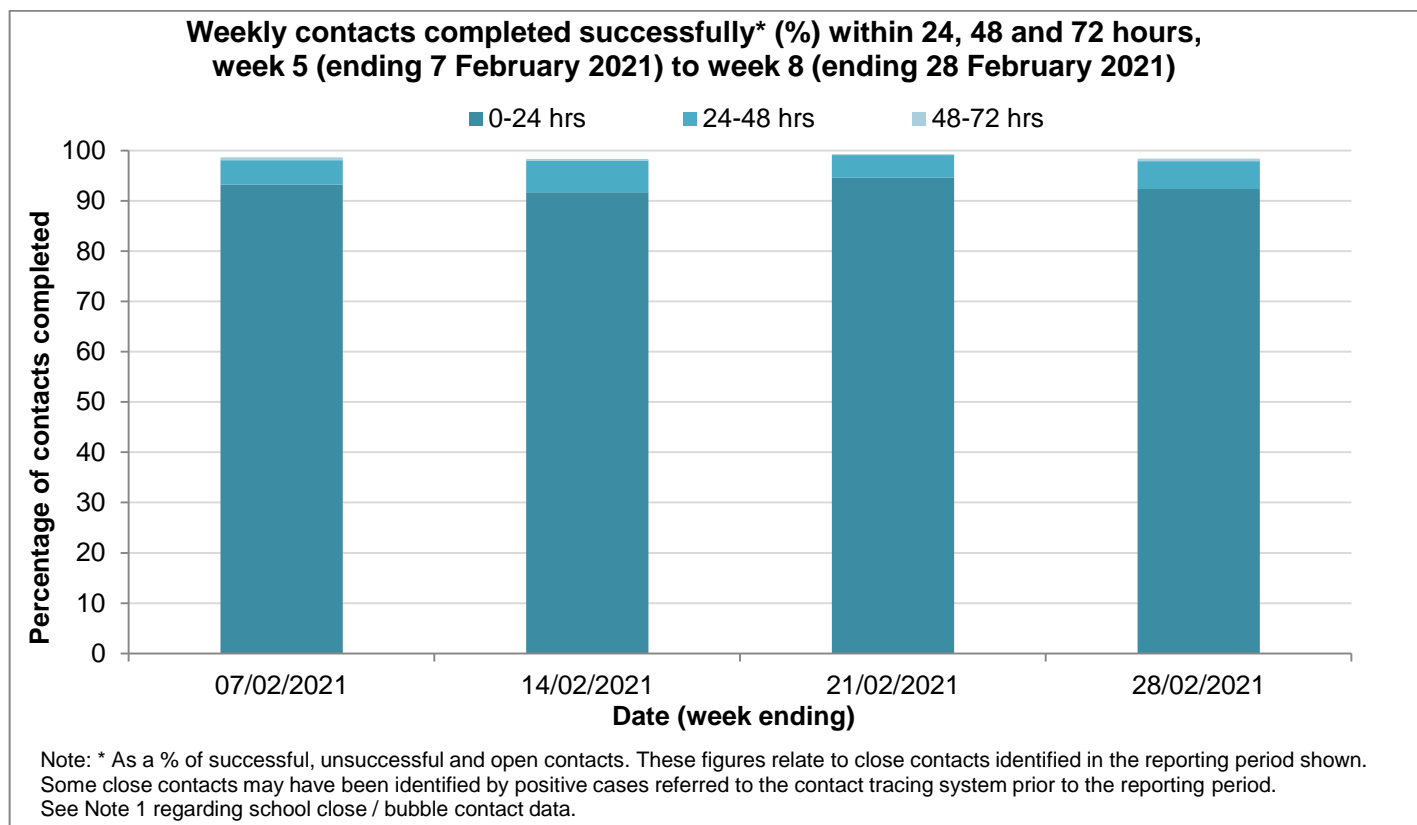
### Daily cases completed



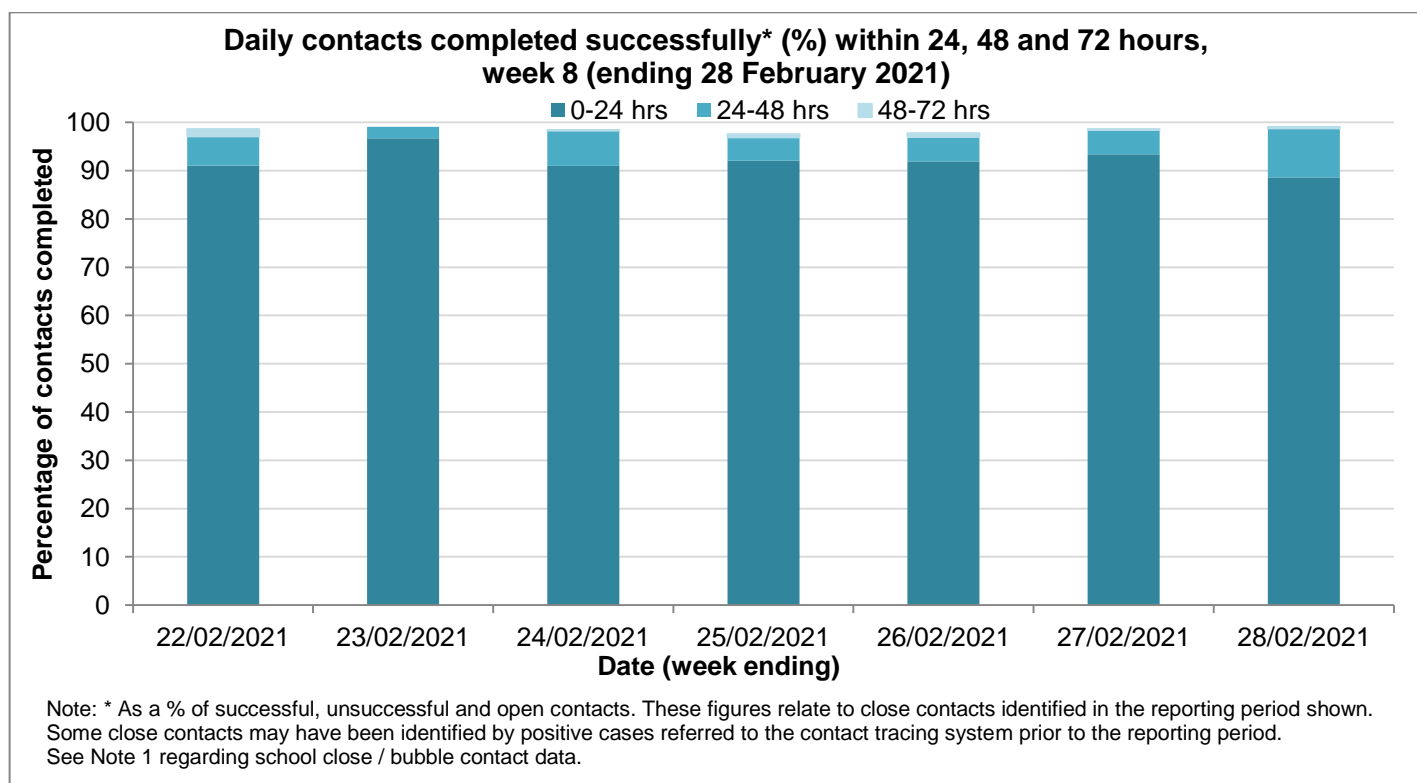
## Contact completion by time period

Of the 3,943 contacts identified by the contact tracing service between 22 February 2021 and 28 February 2021, 92% were reached within 24 hours of the positive case that identified them being referred to the CTC, with 98% reached within 48 hours.

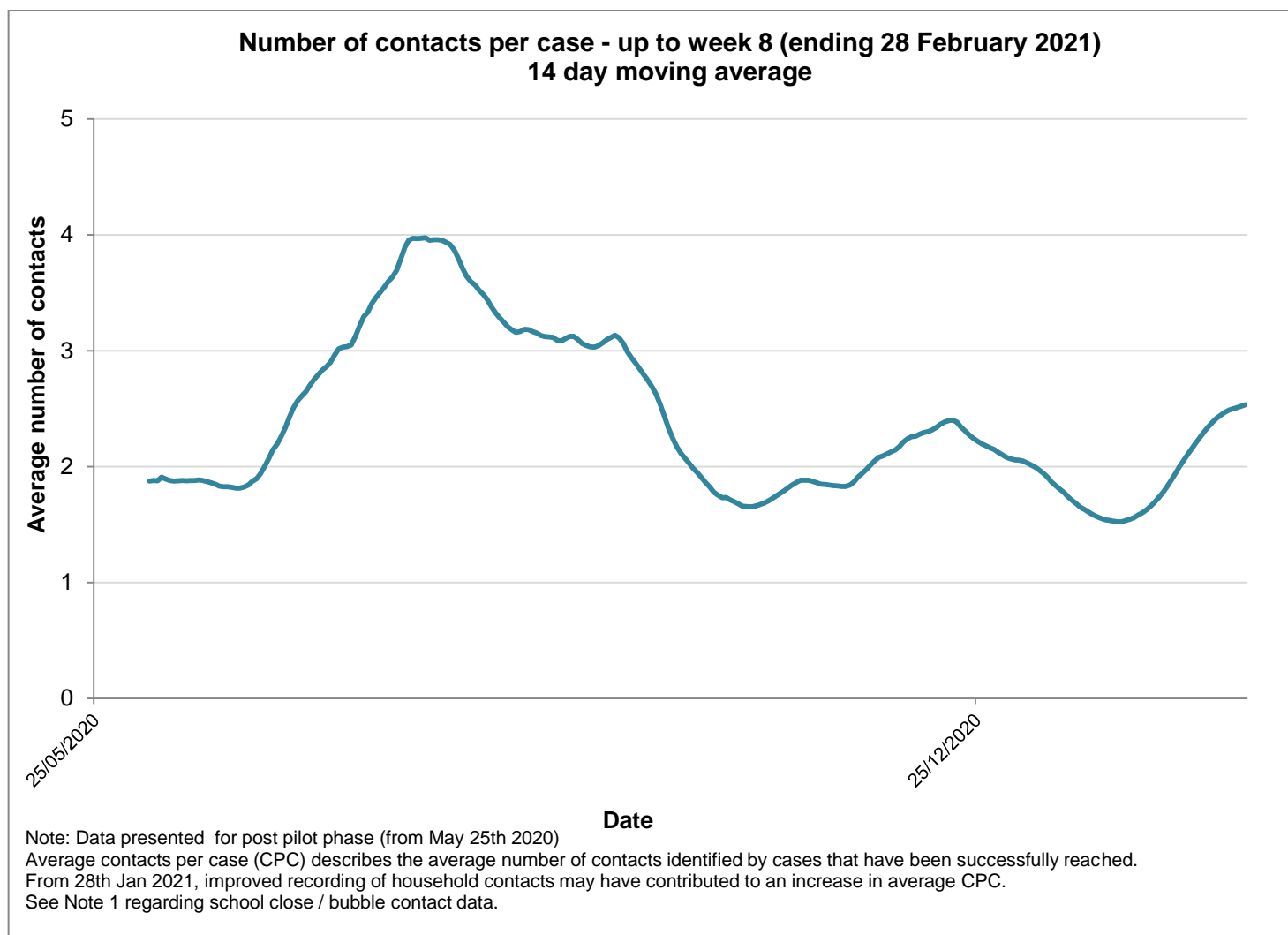
### Weekly – past 4 weeks



### Daily contacts completed



## Number of contacts per case



## Methodology and caveats

	Method	Comments/caveats
Number of positive cases transferred to the contact tracing system	Number of new positive case added to the contact tracing system.	The number of positive tests is not the same as the number of cases added. CTS aim to deduct the following: <ul style="list-style-type: none"> <li>• Duplicates</li> <li>• Care Home residents</li> <li>• Non-NI residents</li> <li>• Cases for which with no contact details were available</li> <li>• False positives</li> </ul>
Number of positive cases reached	Number of cases (transferred to the contact tracing system) for which a successful telephone encounter (STE) was completed or successful Digital Self Tracing took place.	This will not include cases that are queued/in progress.
Number of positive cases not reached	Number of cases (transferred to the contact tracing system) for which a successful telephone encounter (STE) was not completed or successful Digital Self Tracing did not take place.	Includes cases who had 5 unsuccessful call attempts over a 48 hour period
Number of contacts attempted to be reached	Number of contacts of case (transferred to the contact tracing system)	This does not include staff and patient contacts in a hospital/trust setting, as these are managed by the relevant trust. Contacts working in Independent care homes are included.
Number of contacts reached	Number of contacts of case (transferred to the contact tracing system) for which a SMS was sent or telephone encounter (STE) was completed.	This will not include queued/in progress.
Number of contacts not reached	Number of contacts of case (transferred to the contact tracing system) for which a SMS or telephone encounter (STE) was not completed.	This will not include queued/in progress.

#### Note 1 – Close contact data and timeliness measures

Following identification of an issue around uploading of school close / bubble contact data into the contact tracing system, school close / bubble contact data were excluded from the close contact totals and timeliness measures (contact completed by time measure). This was because there was often a delay in school close / bubble contacts being loaded onto the contact tracing system, which was impacting on the contact completed by time measure. School close / bubble contact data has also been removed from contacts per case data.

School close / bubble contact data has been excluded from the close contact data presented this week and historical data has been updated to reflect this change (school close / bubble contact data added from Feb 22<sup>nd</sup> 2021). As school close / bubble contacts are provided with public health and self-isolation guidance via their school, rather than the contact tracing service, we have excluded these contacts from the close contacts data in this report. Close contacts outside the school setting, who are followed up by the contact tracing service, remain in the report.

#### Notes:

- Data extracted from contact tracing system at 10am on Wednesday 3<sup>rd</sup> March 2021. School close / bubble contacts retrospectively extracted on Wednesday 31st March 2021.
- SMS sent to contacts from 30<sup>th</sup> September 2020.
- Digital Self Trace for cases commenced on 9<sup>th</sup> October 2020.
- These data are management information collected from a live operational system and provide a summary of contact tracer activity.
- Reporting methods and parameters may change over time.
- Should not be compared with other published figures as they will not align.
- New IT systems and data outputs often take some time to bed in. Data should therefore be treated with caution while the system and understanding of the data develops. At this stage, there is a risk of data entry errors or delay, which may require that data are revised and updated in future. The process of finding and removing duplicate records may also need refining, which could result in revisions to the data.