

# Contact Tracing Service Management Information Update



**Issued 12 August 2021**

Contact tracing is an important part of the Covid-19 Test, Trace and Protect Strategy<sup>1</sup> in Northern Ireland. Contact tracing involves identifying people who have been in close contact with cases of Covid-19, informing them of this, and providing them with information on the symptoms to be aware of, what to do if symptoms develop and if they need to self-isolate or get tested.

## Current data

### Weekly data

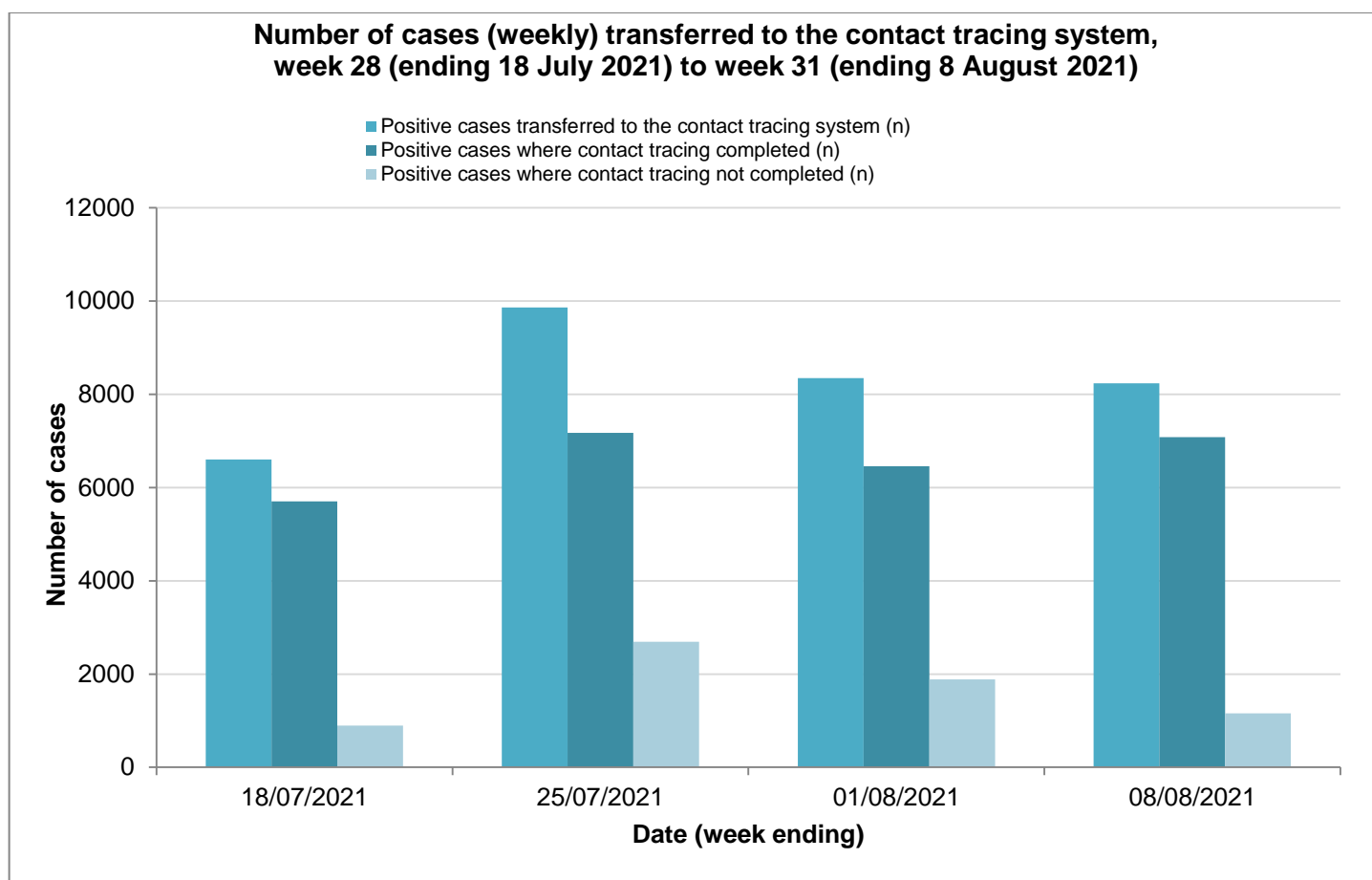
Data as of Sunday 8 August @ 12 midnight	In 7 days up to 08 Aug 2021
Number of positive cases transferred to the contact tracing system <sup>2</sup>	<b>8237</b>
Number of positive cases where contact tracing completed	7078
Total number of positive cases where contact tracing not completed	1159
<ul style="list-style-type: none"><li>Number of incomplete cases sent an SMS advising self-isolation and inviting to digitally self-trace</li><li>Number of incomplete cases telephoned at least once</li></ul>	1077 1136
Number of contacts identified <sup>3</sup>	<b>18346</b>
Number of contacts reached	18063
Number of contacts not reached	283

<sup>1</sup> Department of Health. Covid-19 Test, Trace and Protect Strategy. Belfast: May 2020.SS  
<https://www.health-ni.gov.uk/sites/default/files/publications/health/Test-Trace-Protect-Support-Strategy.pdf>

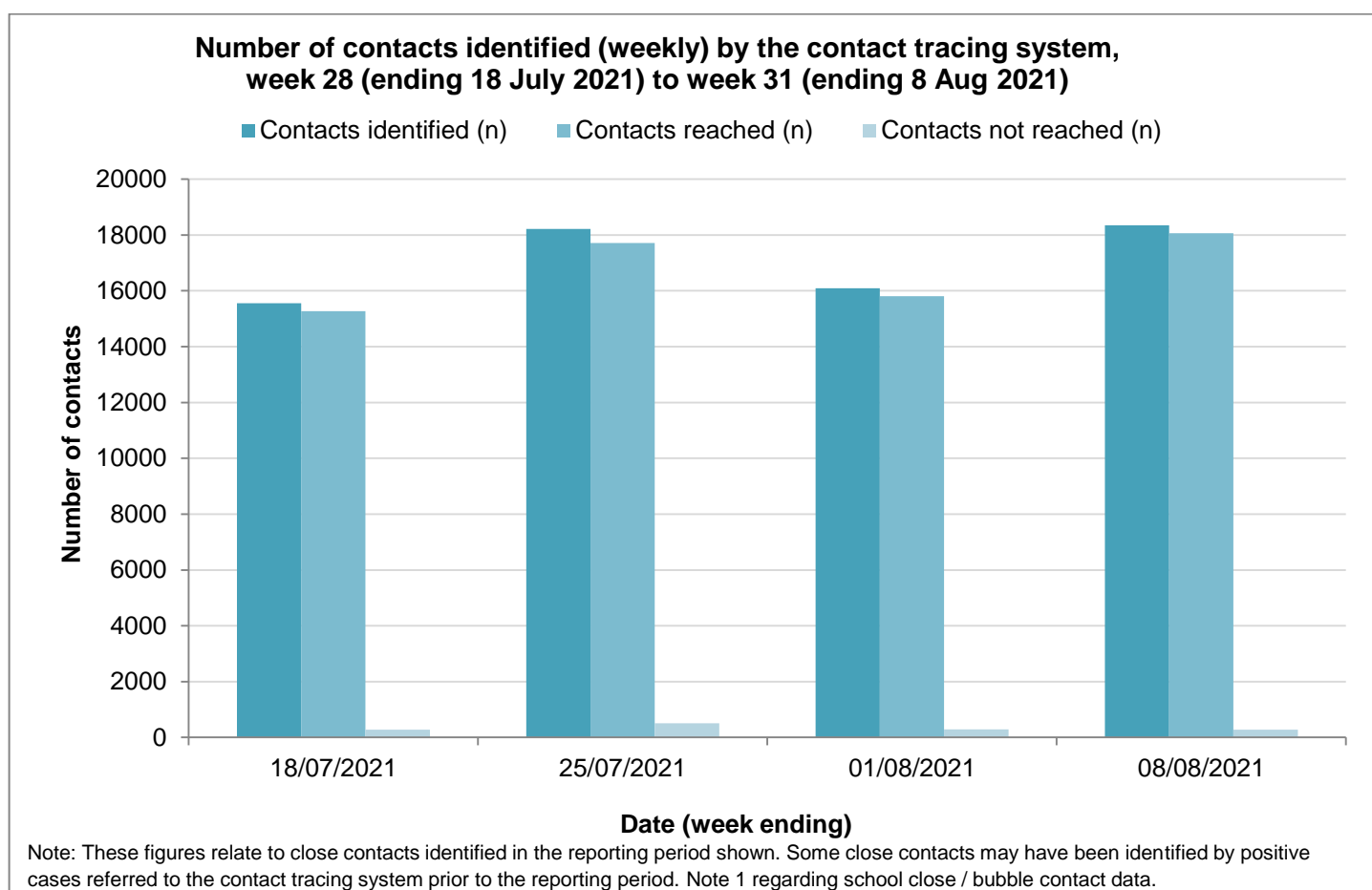
<sup>2</sup> CTS aims to deduct duplicates and cases where no contact details are available. Care home residents who test positive are followed up under separate health protection arrangements and are not included in this information.

<sup>3</sup> This does not include staff and patient contacts in a hospital/Trust setting, as these are managed by the relevant Health and Social Care trust. See Note 1 regarding school close / bubble contact data.

## Number of cases – past 4 weeks



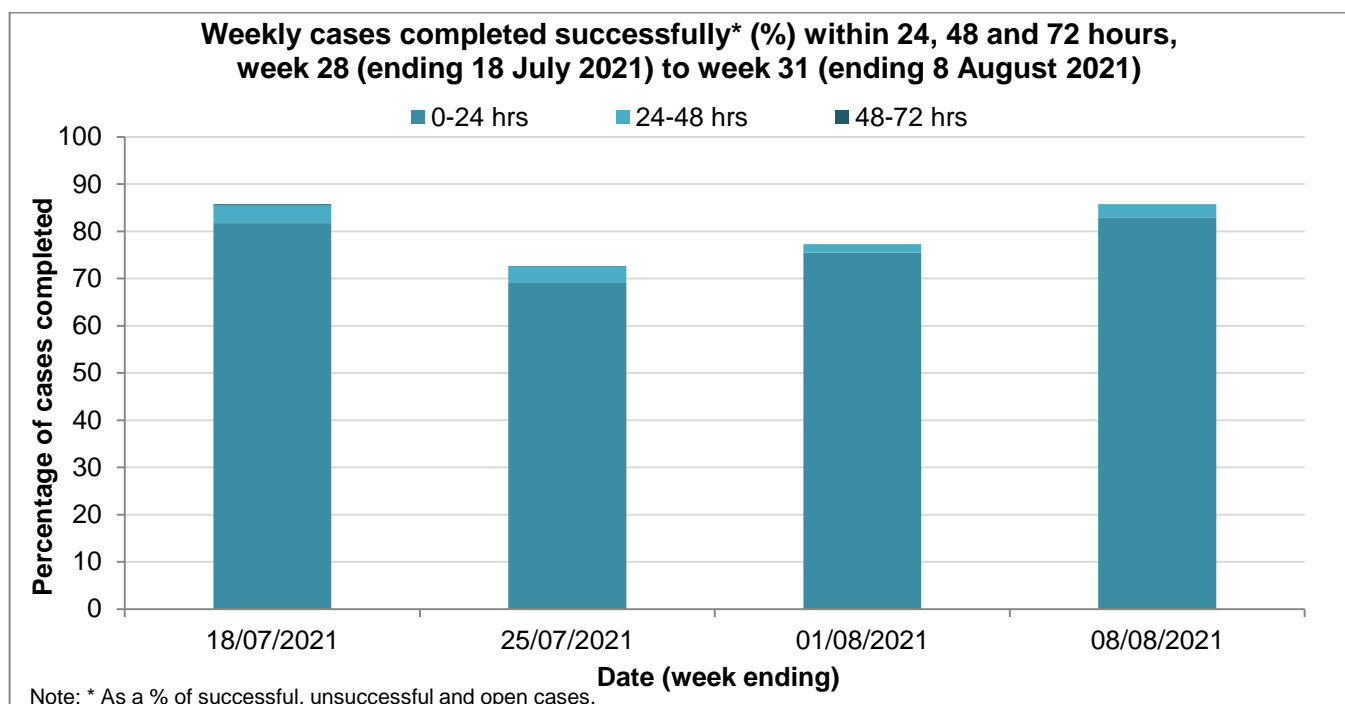
## Number of contacts – past 4 weeks



## Case completion by time period

Of the 8,237 positive cases reported to the contact tracing service between 2nd August and 8th August 2021, 83% were reached within 24 hours and 86% were reached within 48 hours.

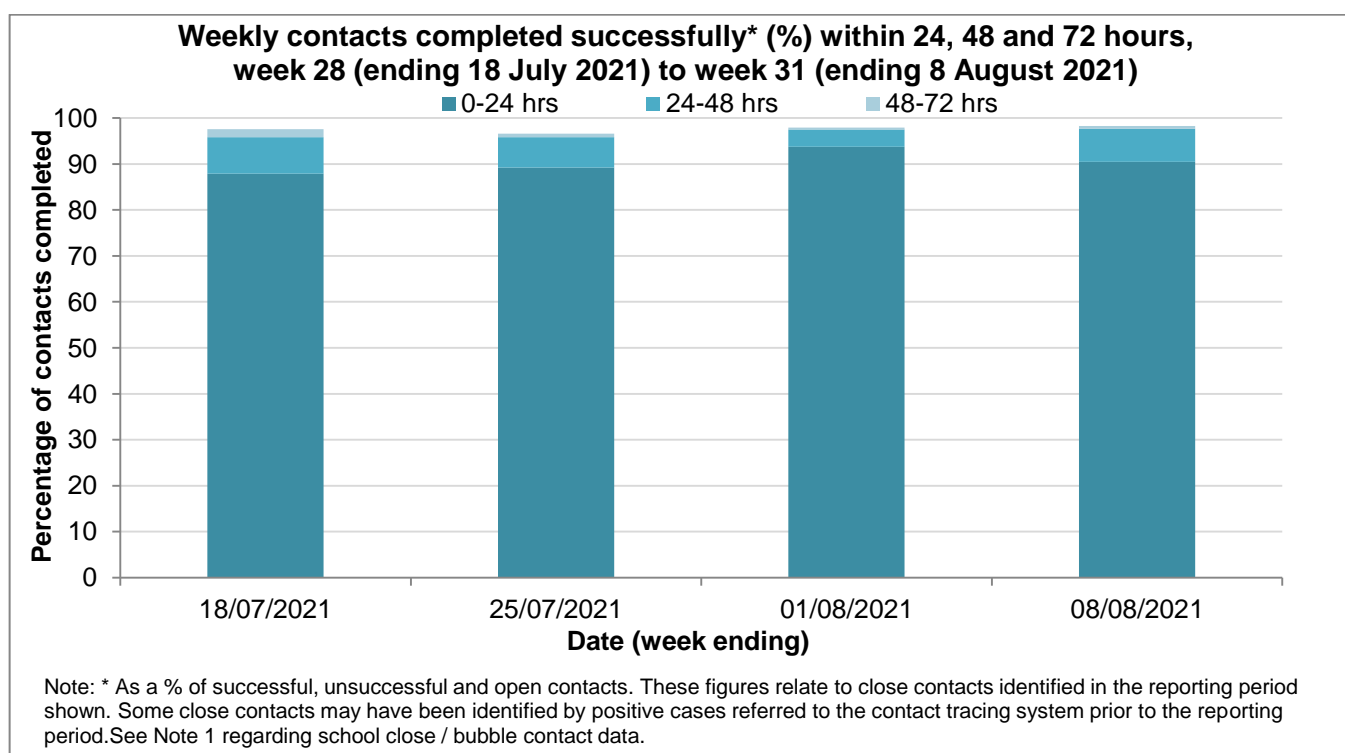
### Weekly – past 4 weeks



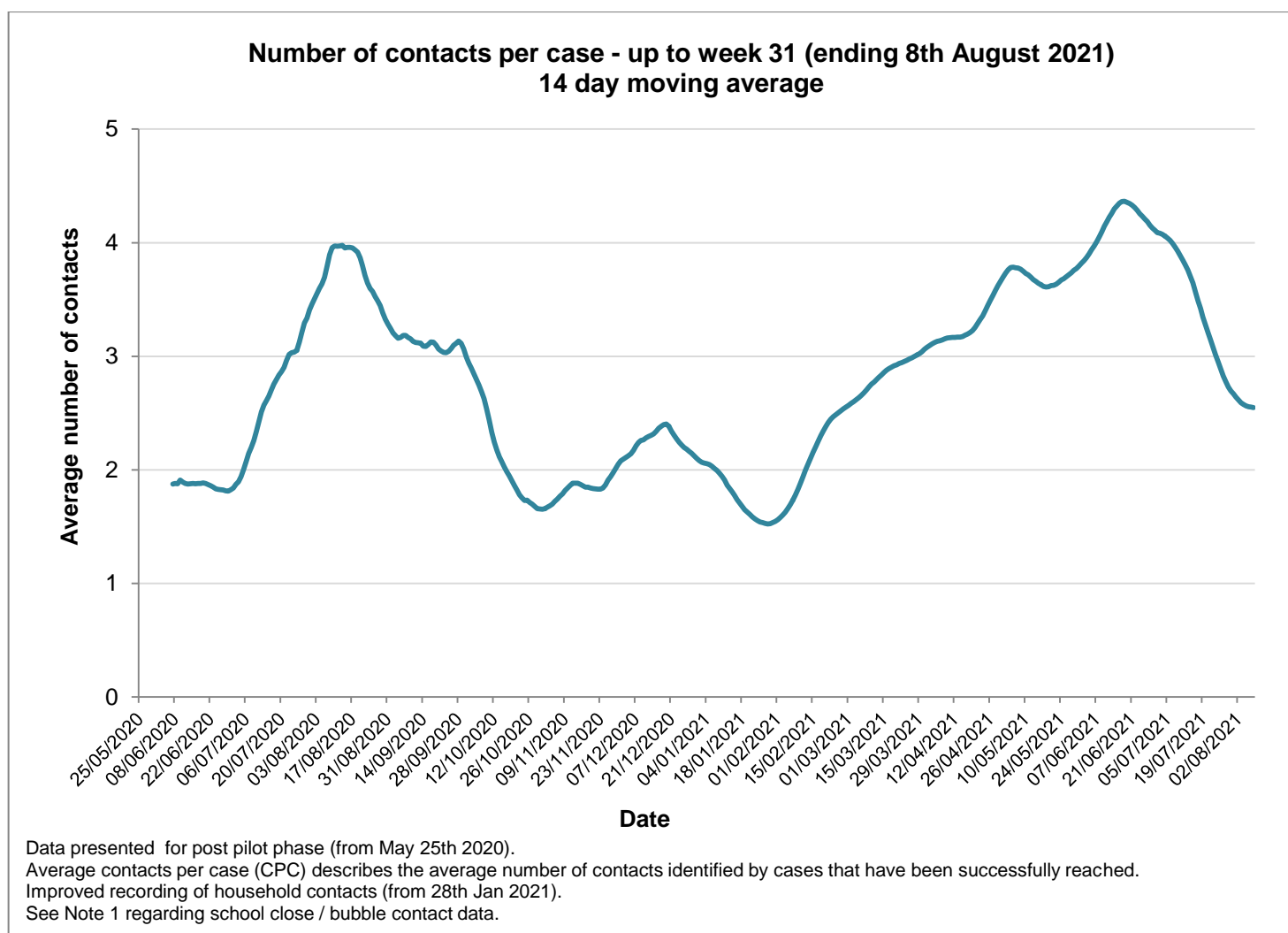
## Contact completion by time period

Of the 18,346 identified by the contact tracing service between 2nd August and 8th August 2021, 90% were reached within 24 hours of the positive case that identified them being referred to the CTC, with 98% reached within 48 hours.

### Weekly – past 4 weeks



## Number of contacts per case



### Note 1 – Close contact data and timeliness measures

Following identification of an issue around uploading of school close / bubble contact data into the contact tracing system, school close / bubble contact data were excluded from the close contact totals and timeliness measures (contact completed by time measure). This was because there was often a delay in school close / bubble contacts being loaded onto the contact tracing system, which was impacting on the contact completed by time measure. School close / bubble contact data has also been removed from contacts per case data.

School close / bubble contact data has been excluded from the close contact data presented this week and historical data has been updated to reflect this change (school close / bubble contact data added from Feb 22<sup>nd</sup> 2021). As school close / bubble contacts are provided with public health and self-isolation guidance via their school, rather than the contact tracing service, we have excluded these contacts from the close contacts data in this report. Close contacts outside the school setting, who are followed up by the contact tracing service, remain in the report.

### Additional notes:

- Data extracted from contact tracing system at 10.00am on Wednesday 11<sup>th</sup> August 2021.
- SMS sent to contacts from 30<sup>th</sup> September 2020.
- Digital Self Trace for cases commenced on 9<sup>th</sup> October 2020.
- These data are management information collected from a live operational system and provide a summary of contact tracer activity.
- Reporting methods and parameters may change over time.
- Should not be compared with other published figures as they will not align.
- New IT systems and data outputs often take some time to bed in. Data should therefore be treated with caution while the system and understanding of the data develops. At this stage, there is a risk of data entry errors or delay, which may require that data are revised and updated in future. The process of finding and removing duplicate records may also need refining, which could result in revisions to the data.