

Contact Tracing Service Management Information Update



Issued 21 October 2021

Contact tracing is an important part of the Covid-19 Test, Trace and Protect Strategy¹ in Northern Ireland. Contact tracing involves identifying people who have been in close contact with cases of Covid-19, informing them of this, and providing them with information on the symptoms to be aware of, what to do if symptoms develop and if they need to self-isolate or get tested.

Current data

Weekly data

Data as of Sunday 17 October @ 12 midnight	In 7 days up to 17 October 2021
Number of positive cases transferred to the contact tracing system ²	8729
Number of positive cases where contact tracing completed	8049
Total number of positive cases where contact tracing not completed	680
<ul style="list-style-type: none">• Number of incomplete cases sent an SMS advising self-isolation and inviting to digitally self-trace• Number of incomplete cases telephoned at least once	635 672
Number of contacts identified ³	26220
Number of contacts reached	25690
Number of contacts not reached	530

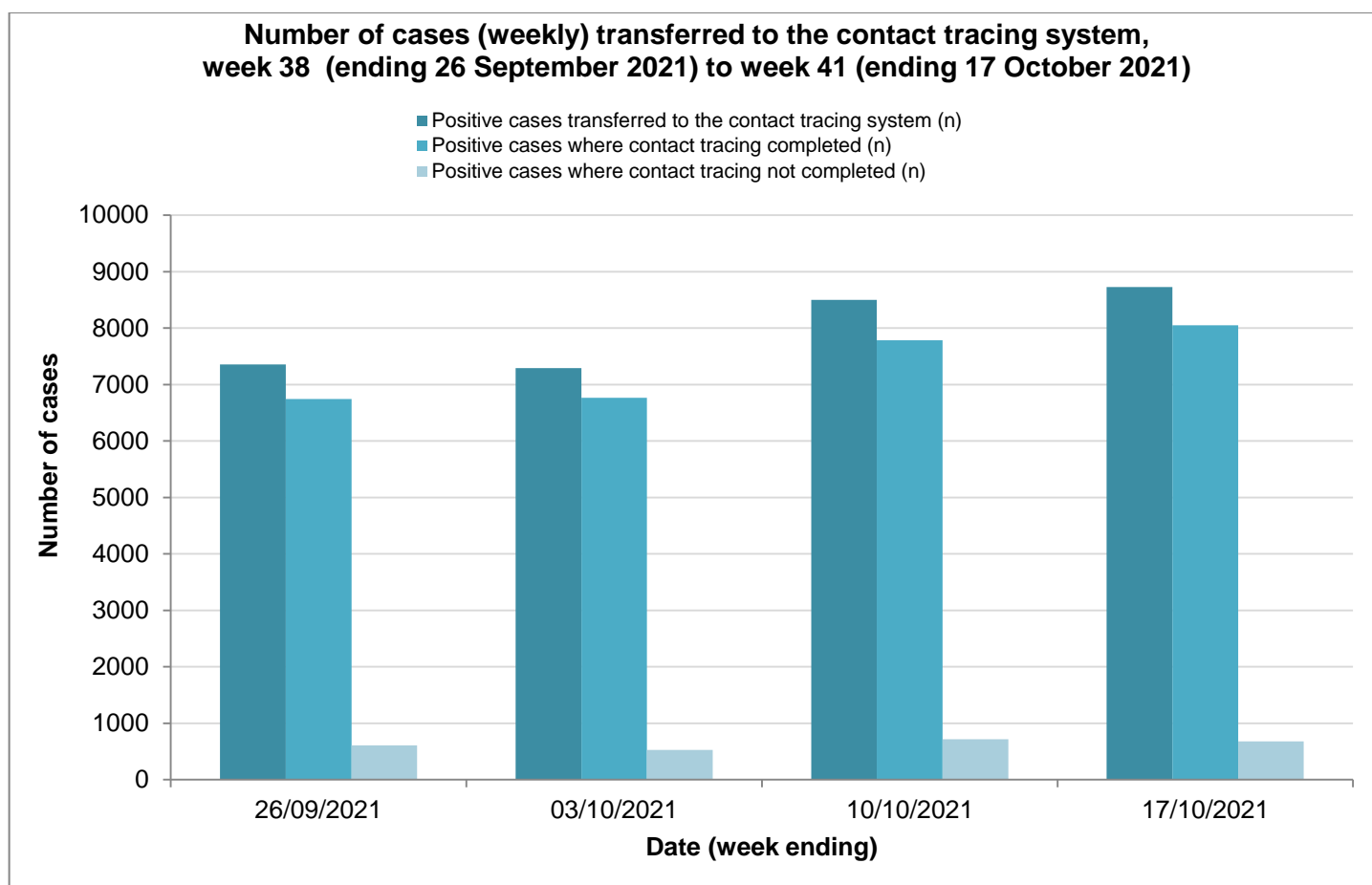
¹ Department of Health. Covid-19 Test, Trace and Protect Strategy. Belfast: May 2020.SS

<https://www.health-ni.gov.uk/sites/default/files/publications/health/Test-Trace-Protect-Support-Strategy.pdf>


² CTS aims to deduct duplicates and cases where no contact details are available. Care home residents who test positive are followed up under separate health protection arrangements and are not included in this information.

³ This does not include staff and patient contacts in a hospital/Trust setting, as these are managed by the relevant Health and Social Care trust. See Note 1 regarding school close / bubble contact data.

Number of cases – past 4 weeks



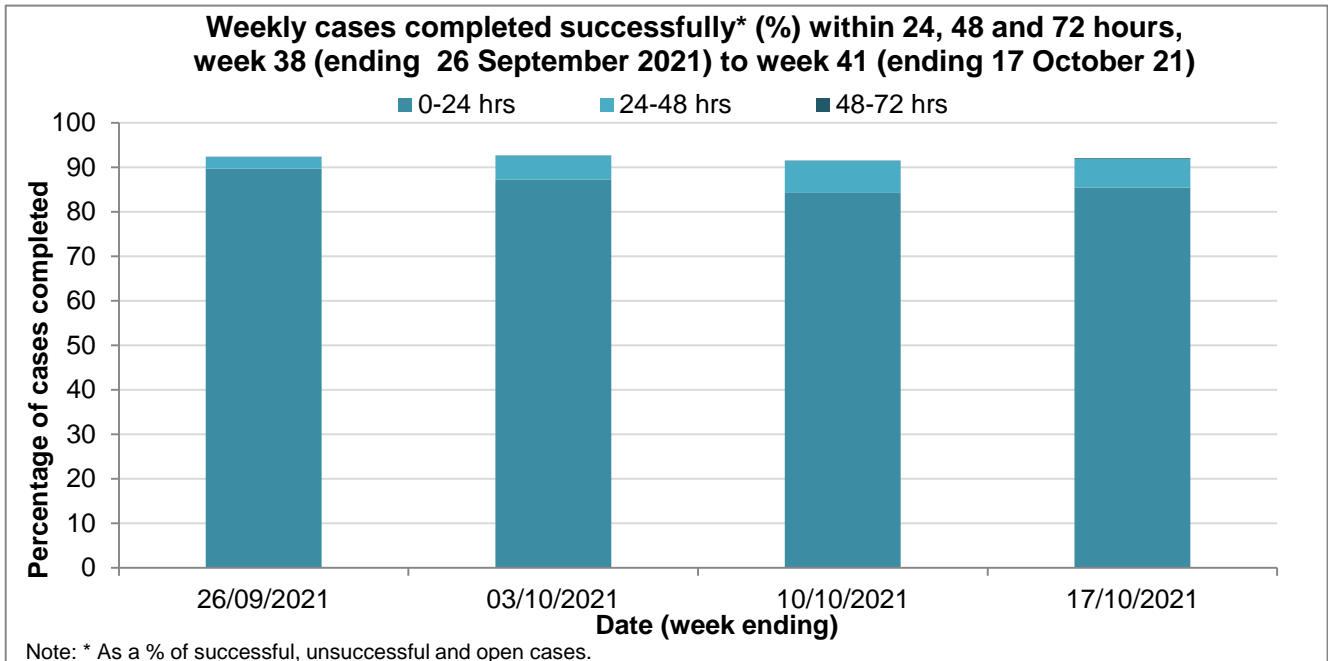
Number of contacts – past 4 weeks



Case completion by time period

Of the 8,729 positive cases reported to the contact tracing service between 11 October and 17 October 2021, 85% were reached within 24 hours and 92% were reached within 48 hours.

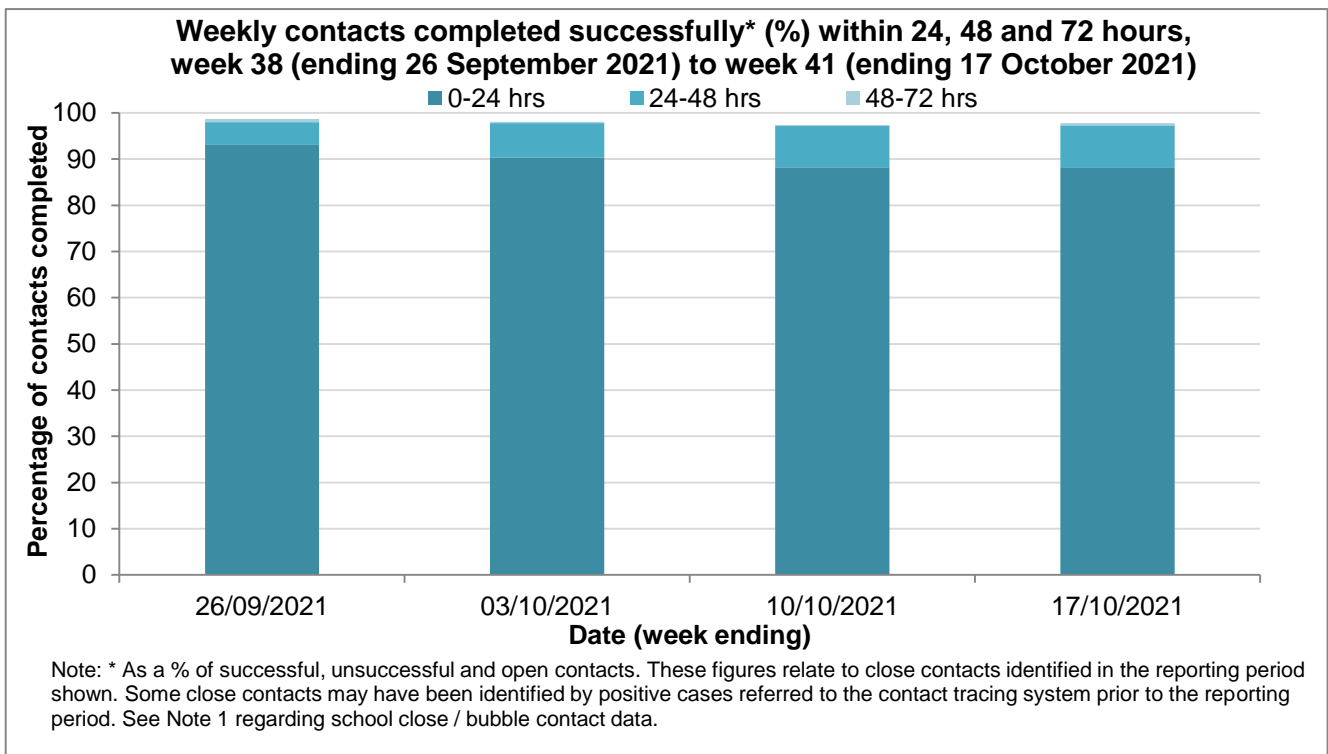
Weekly – past 4 weeks



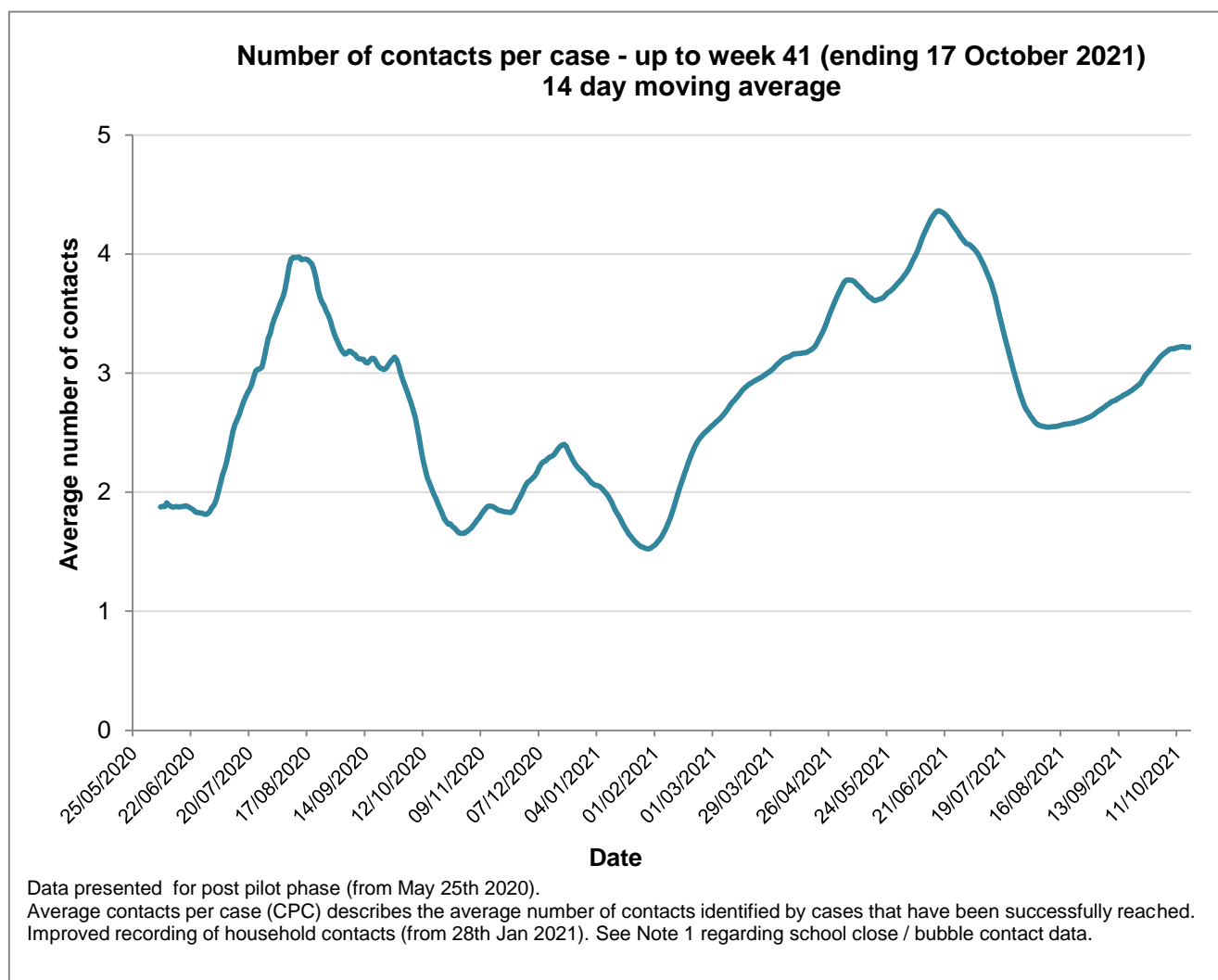
Contact completion by time period

Of the 26,220 identified by the contact tracing service between 11 October and 17 October 2021, 88% were reached within 24 hours of the positive case that identified them being referred to the CTC, with 97% reached within 48 hours.

Weekly – past 4 weeks



Number of contacts per case



Note 1 – Close contact data and timeliness measures

From 22nd Feb to Sept 9th 2021 school close / bubble contact data were excluded from the close contact totals and timeliness measures (contact completed by time measure). This was because there was often a delay in school close / bubble contacts being loaded onto the contact tracing system, which was impacting on the contact completed by time measure. School close / bubble contact data had also been removed from contacts per case data.

Additional notes:

- Data extracted from contact tracing system at 10am on Wednesday 20th October 2021.
- SMS sent to contacts from 30th September 2020.
- Digital Self Trace for cases commenced on 9th October 2020.
- These data are management information collected from a live operational system and provide a summary of contact tracer activity.
- Reporting methods and parameters may change over time.
- Should not be compared with other published figures as they will not align.
- New IT systems and data outputs often take some time to bed in. Data should therefore be treated with caution while the system and understanding of the data develops. At this stage, there is a risk of data entry errors or delay, which may require that data are revised and updated in future. The process of finding and removing duplicate records may also need refining, which could result in revisions to the data.