

Life expectancy in the Republic of Ireland

Dr. Helen McAvoy
Institute of Public Health in Ireland

Making Life Better Seminar 10 Dec 2019 Belfast



Overview

1. Life expectancy – at this time
2. Life expectancy – trends
3. Disruptors?

Sources

Data is taken from many sources
Links to these sources are listed in the
concluding slides according to the slide
number on which they appear.

Part 1 - Demography

Republic of Ireland –

Younger

Socio-cultural diversity

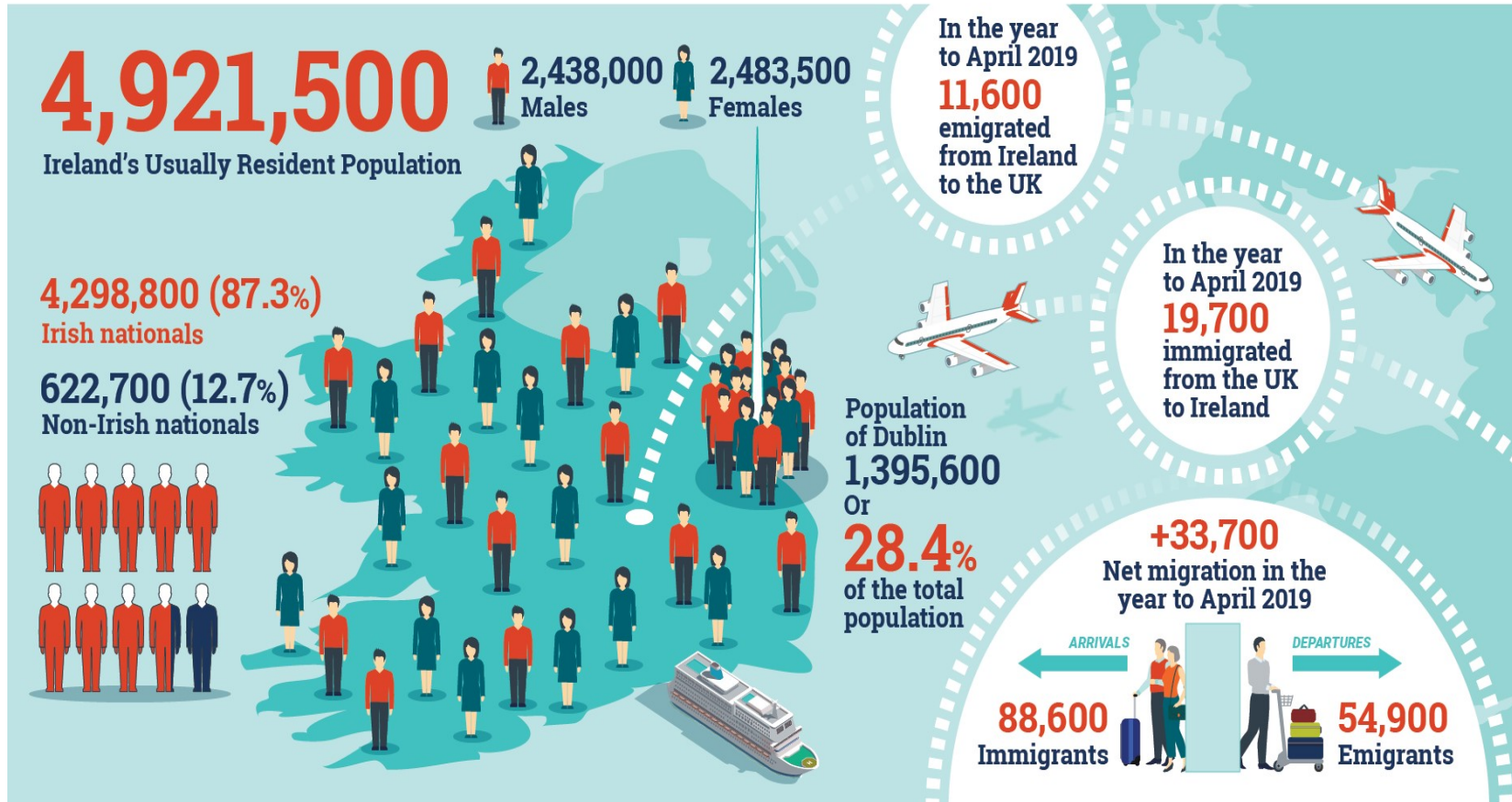
Flux of immigration/emigration

Celtic tiger (boom)..bust...recovery

Figure 5 Population pyramid 2011



Population & Migration Estimates April 2019



Part 1 – data landscape

- Central Statistics Office
- Health in Ireland annual report
- European datasets
- Other estimates and analyses

Part 1 – policy landscape

- *Healthy Ireland Framework for Improved Health and Wellbeing 2013-2025*
- *Healthy Ireland Outcomes Framework*
 - 1) healthy life years
 - 2) premature non-communicable disease mortality
 - 3) reduce the inequality gap in (1) and (2)

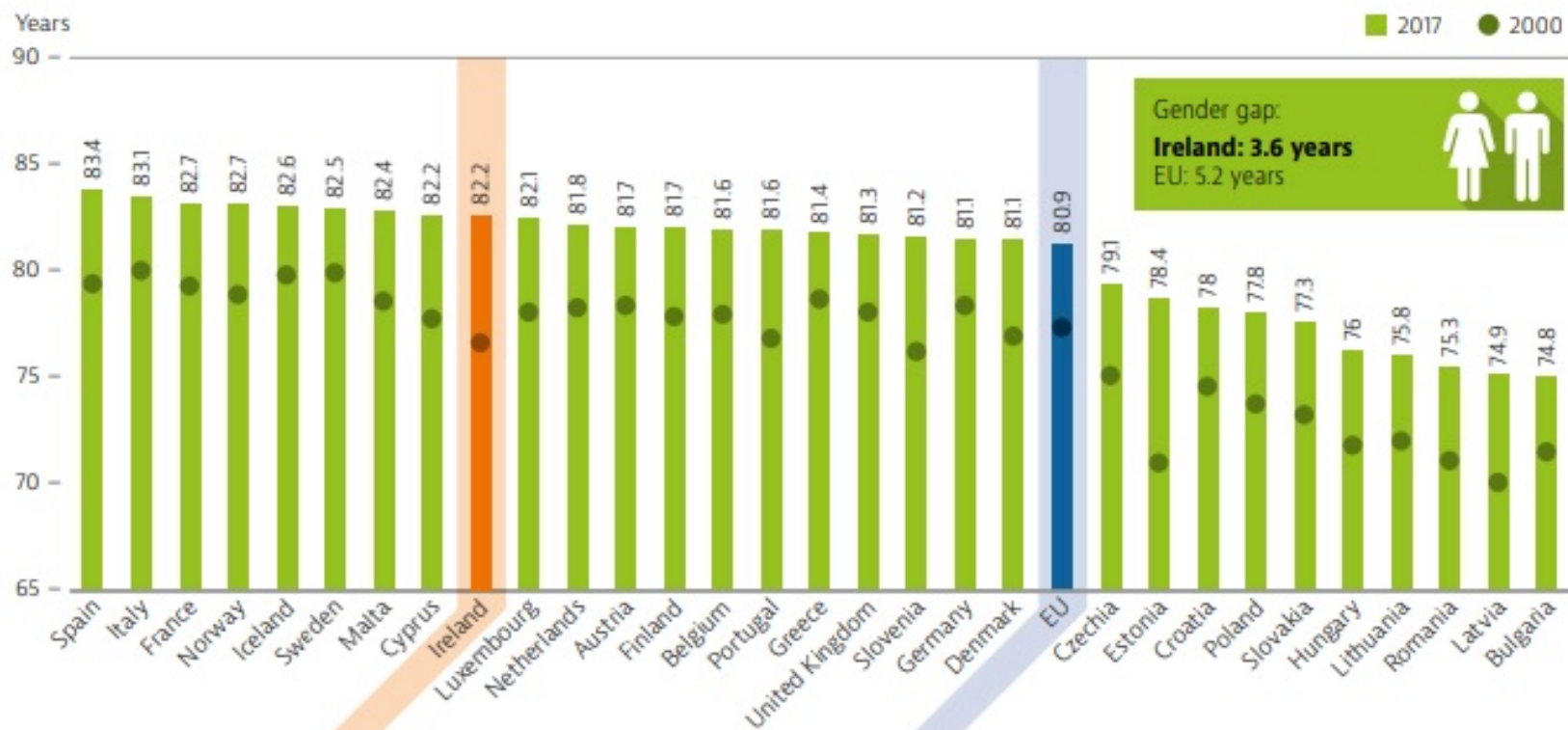
Part 1 – policy landscape

- *State of the Nations Children* child wellbeing indicator set
- Rates and numbers of deaths of children
- Infant mortality rate
- *Better Outcomes Brighter Futures National Policy Framework for Children and Young People 2014- 2020* indicators
- Perinatal mortality
- Mortality all causes & mortality by suicide 0-24yrs

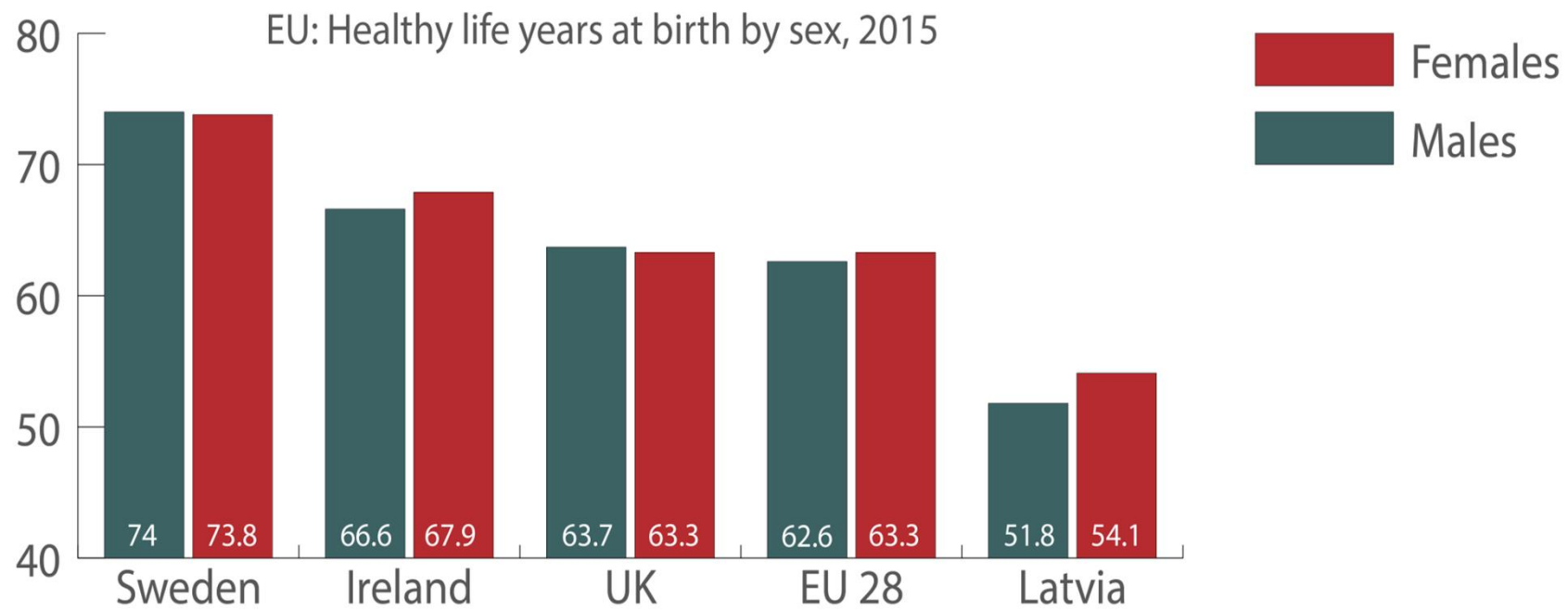
Part 1 – life expectancy

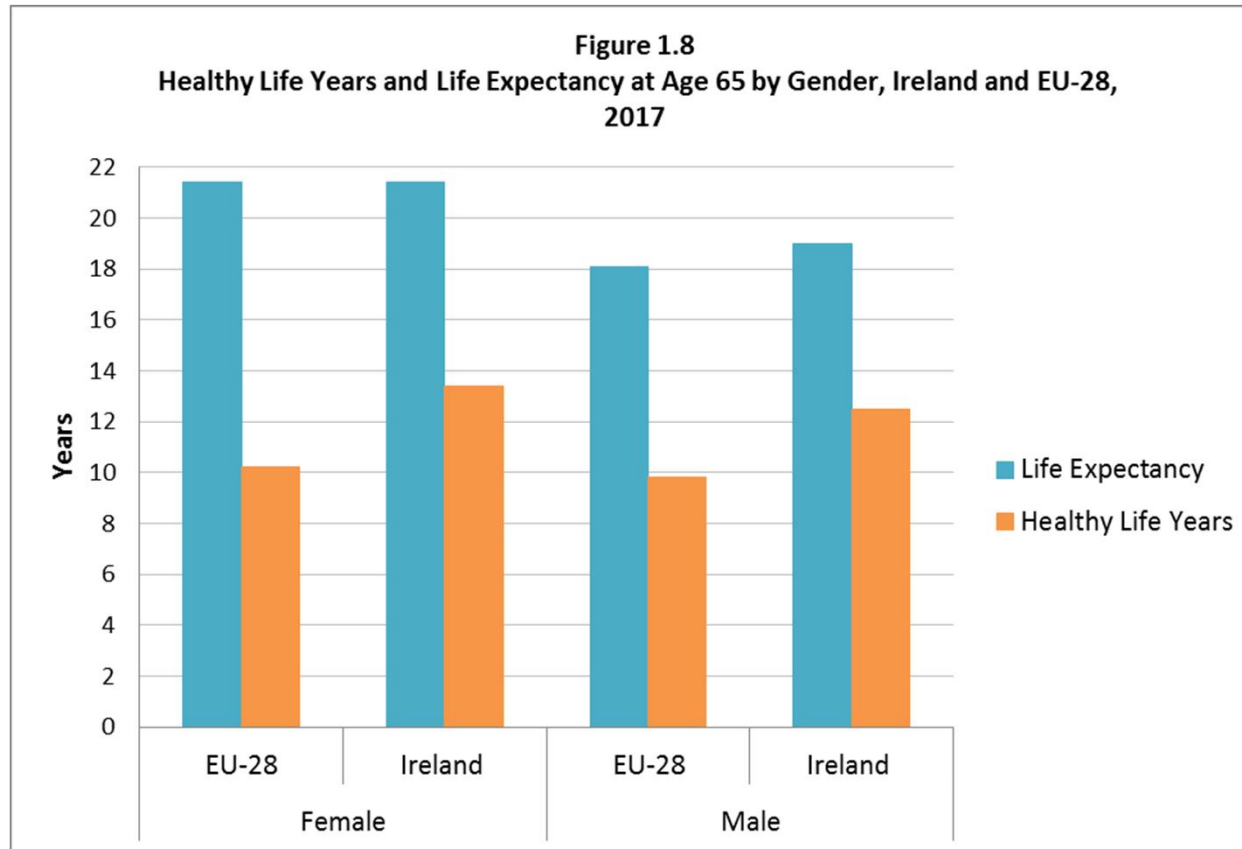
- Life expectancy at birth
- Life expectancy at age 65
- Healthy life years/disability-free life expectancy
- Inequalities in life expectancy

Figure 1. Life expectancy in Ireland has increased rapidly and is now above most EU countries



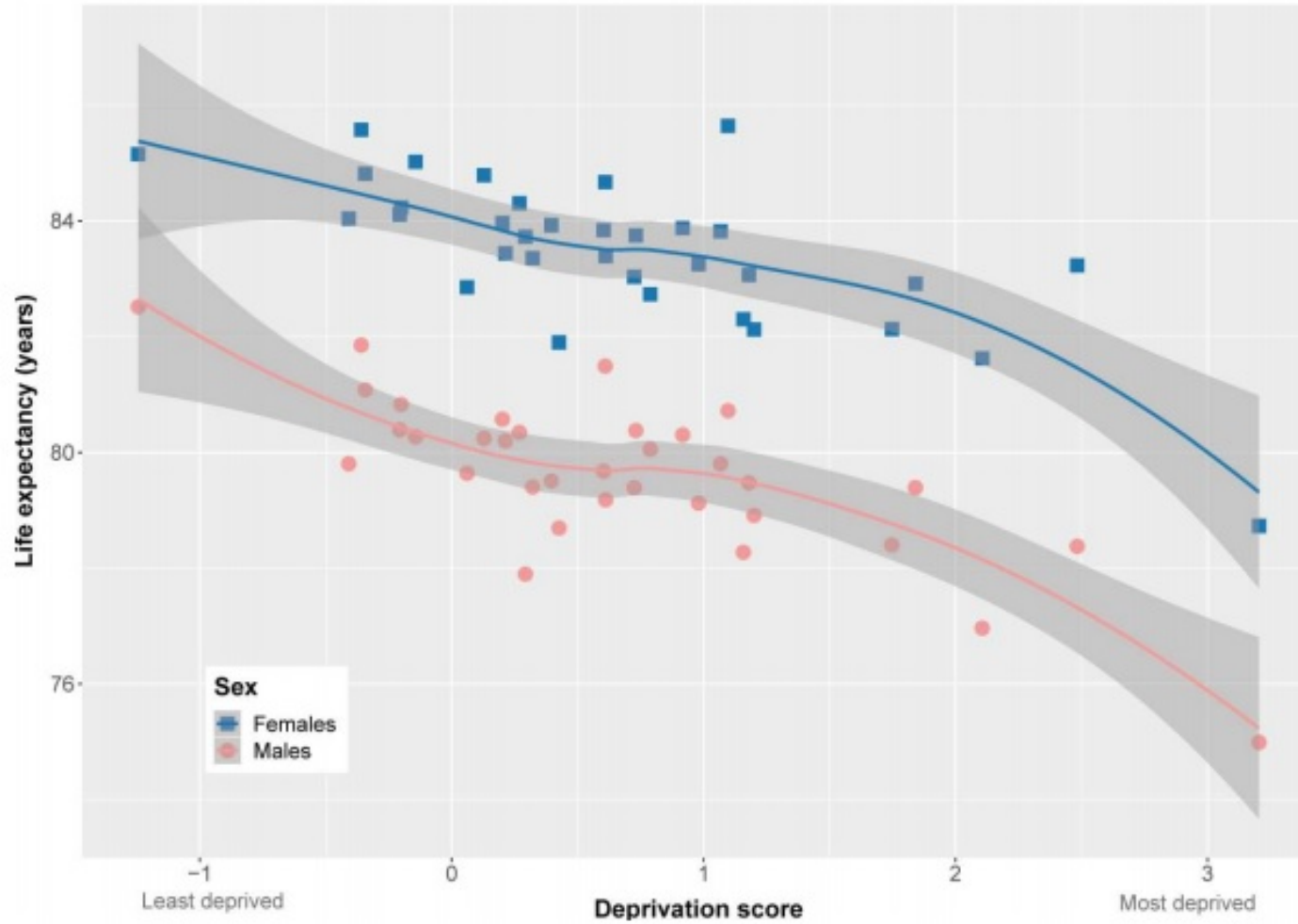
Source: Eurostat Database.





Life expectancy at age 65 and healthy life years

Figure 15. Deprivation and life expectancy by county, 2016



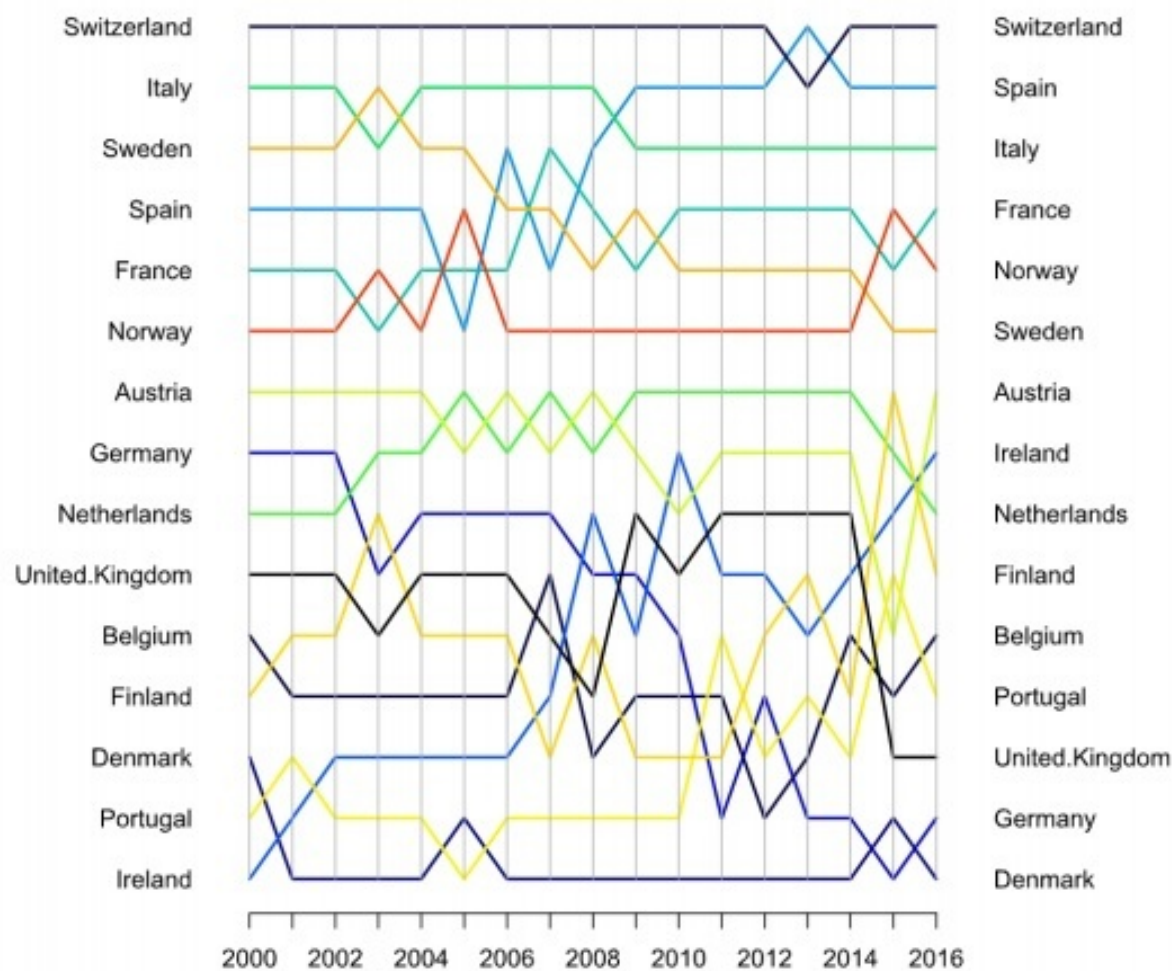
Trends

Life expectancy over time

Inequalities in life expectancy over time



Figure 8 Ranking of life expectancy at birth, selected EU countries (both sexes)

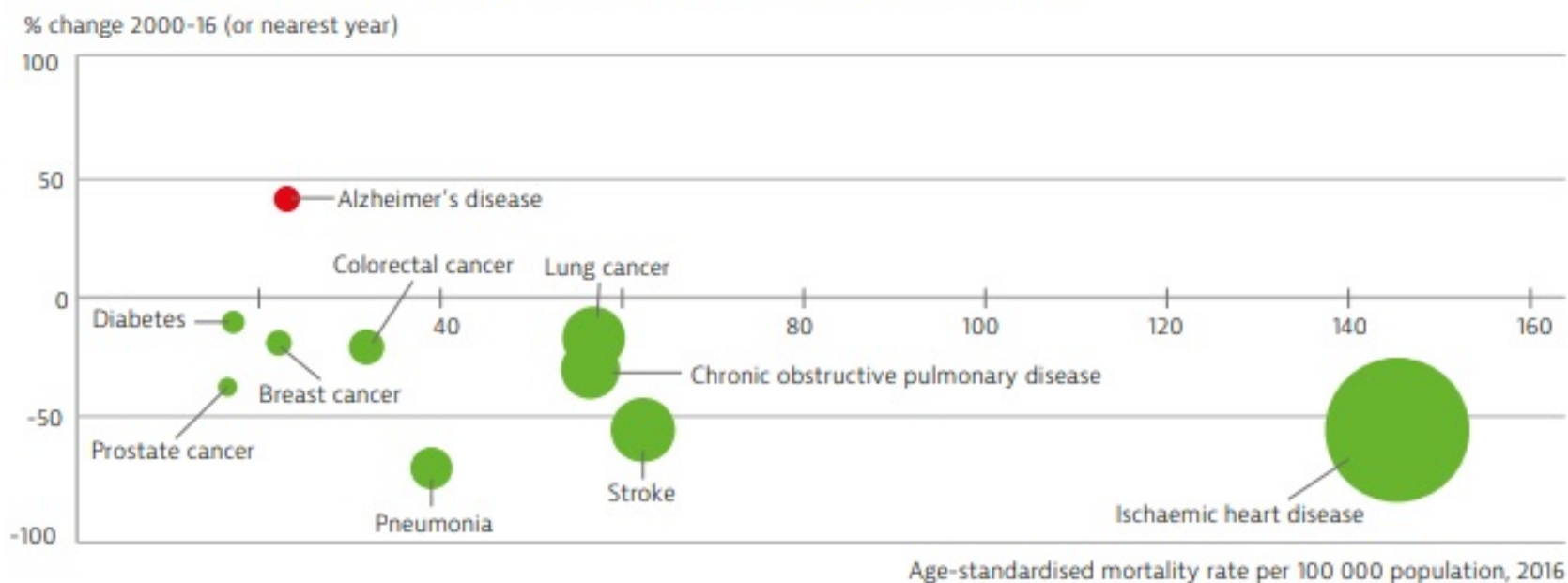


Source: Eurostat; Own calculations.

Catching up.. then pushing forward?



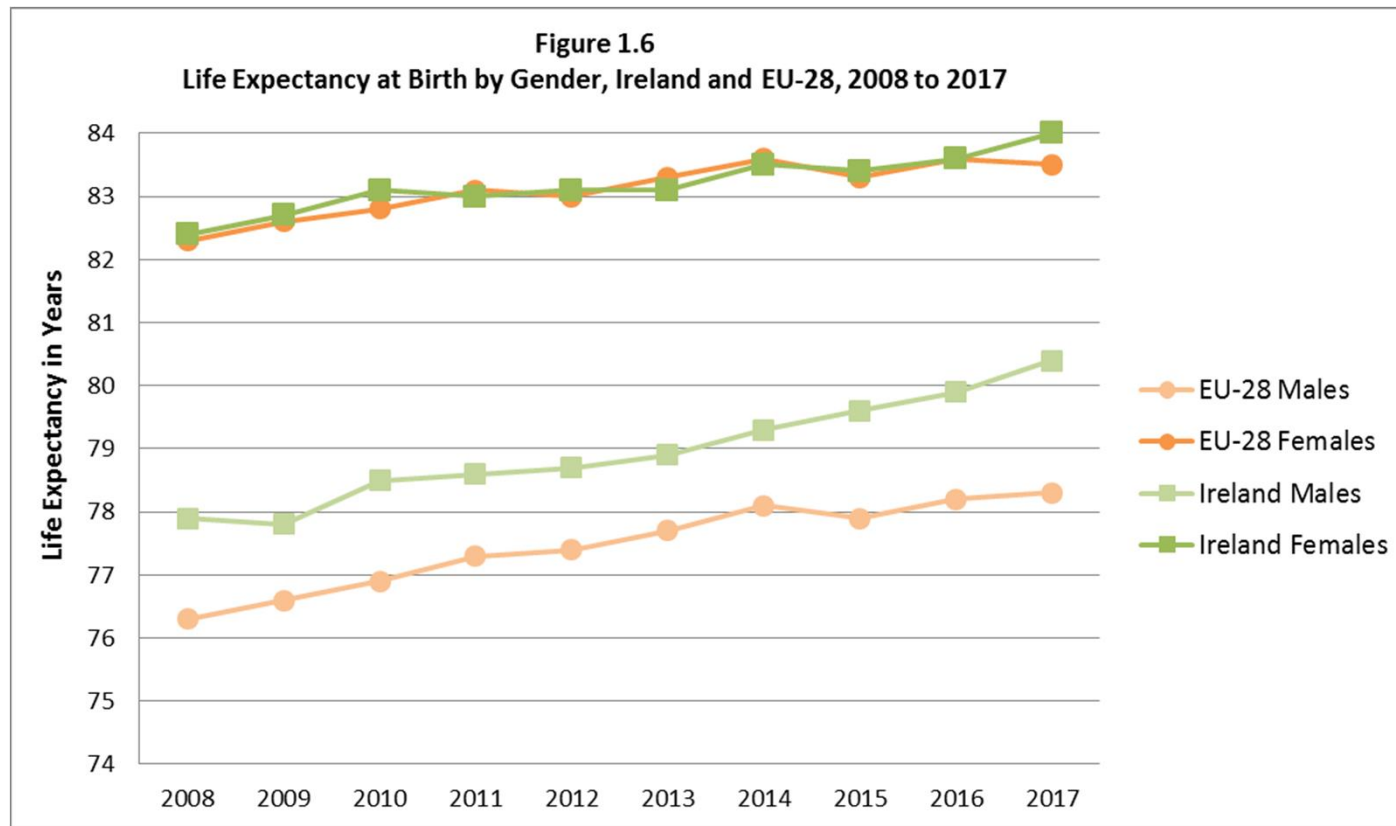
Figure 2. Circulatory diseases and cancer are still the leading causes of death



Note: The size of the bubbles is proportional to the mortality rates in 2016. The increase in mortality rates from Alzheimer's disease is largely due to changes in diagnostic and death registration practices.

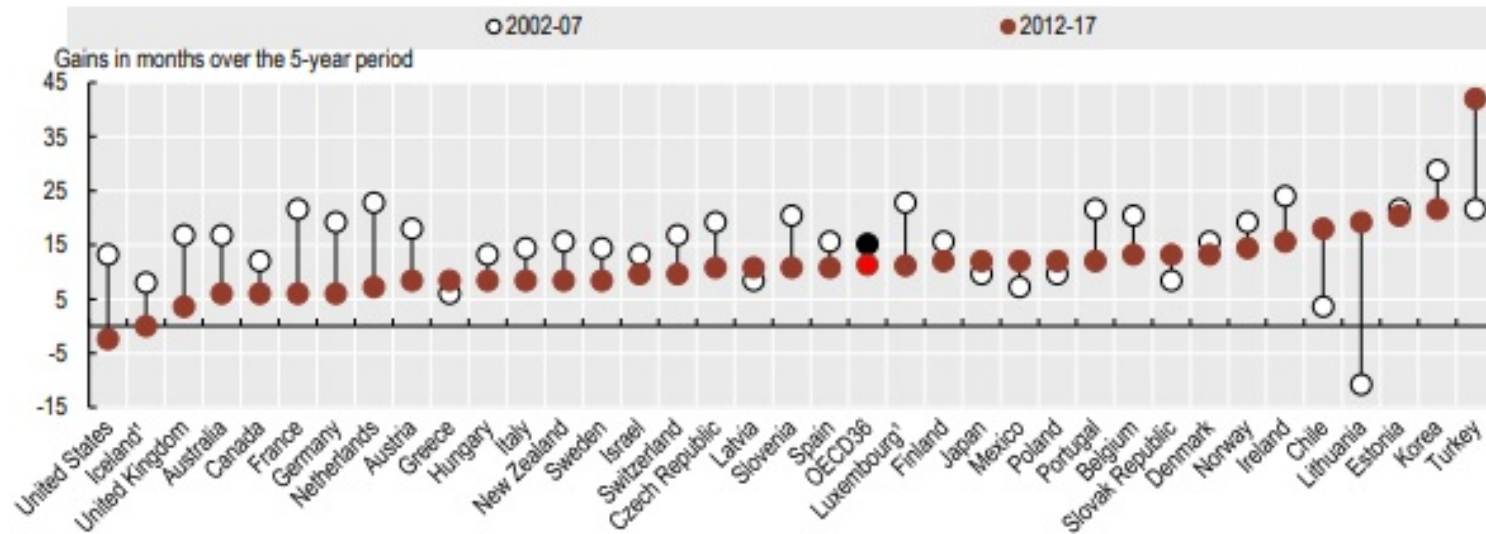
Source: Eurostat Database.

The last 10 years



Slowing down....but more slowly?

Figure 3.2. **Slowdown in life expectancy gains, 2012-17 and 2002-07**



1. Three-year average.
Source: OECD Health Statistics 2019.

StatLink  <https://doi.org/10.1787/888934014840>



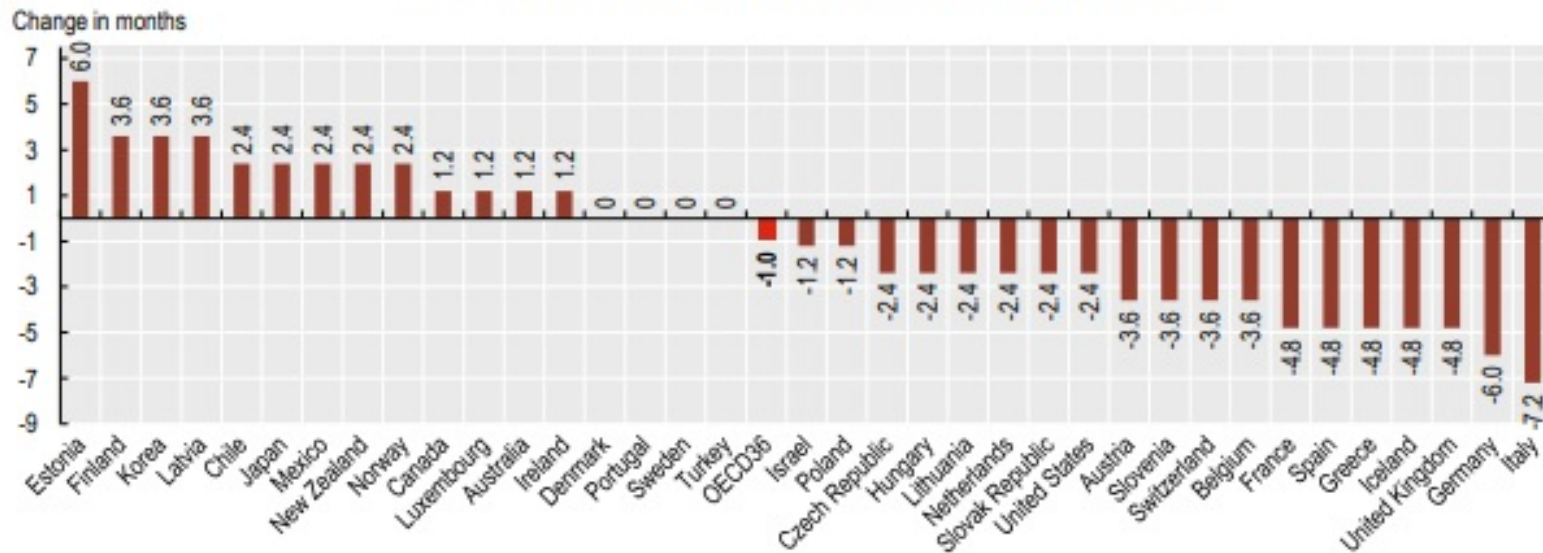
Changes in life expectancy

Men	Period 1	Period 2	Total
	2006-2011	2011-2016	2006-2016
Ireland	1.7	1.3	3.0
UK	1.7	0.4	2.1

Women	Period 1	Period 2	Total
	2006-2011	2011-2016	2006-2016
Ireland	1.3	0.6	1.9
UK	1.4	0.0	1.4

Slowing down but holding on

Figure 3.3. Change in life expectancy at birth, 2014 to 2015

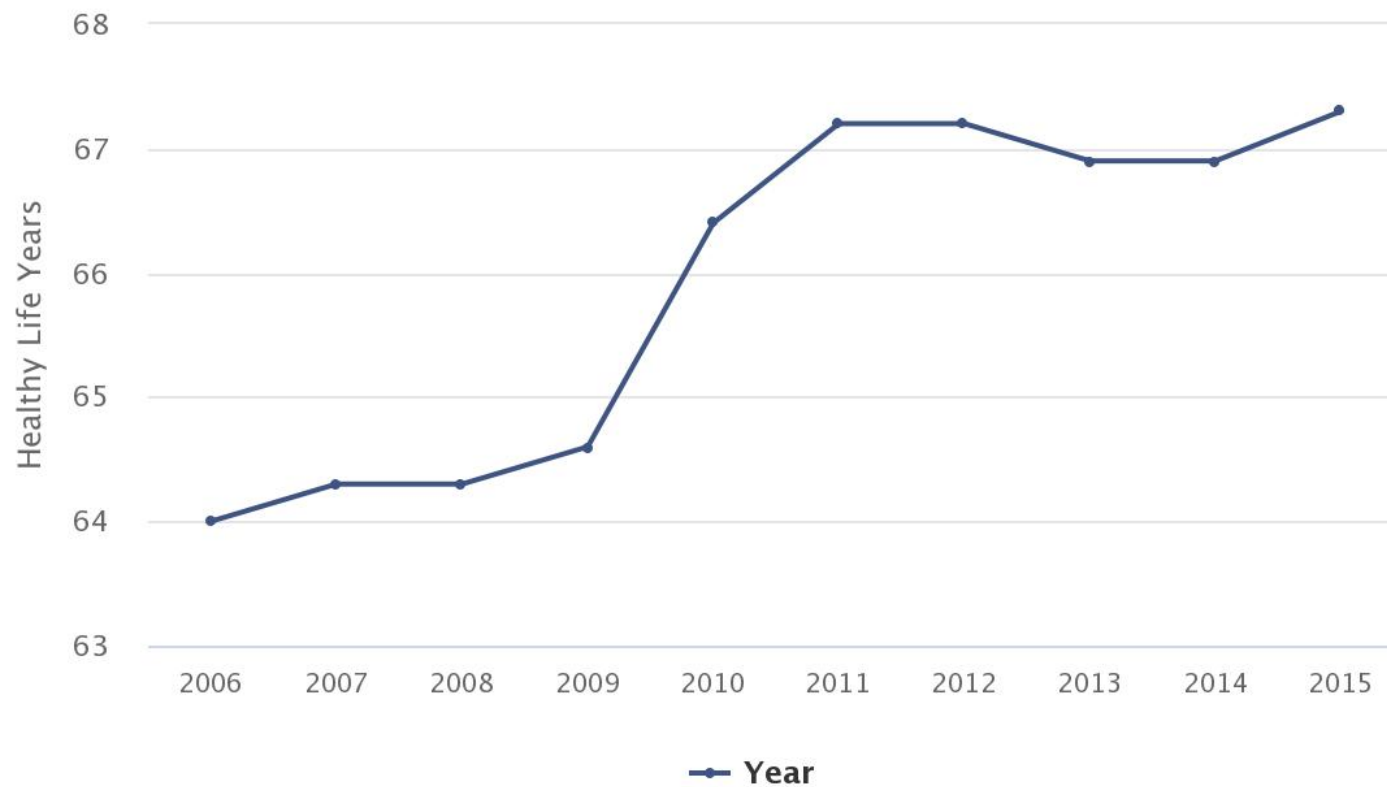


Source: OECD Health Statistics 2019.

StatLink  <https://doi.org/10.1787/888934014859>



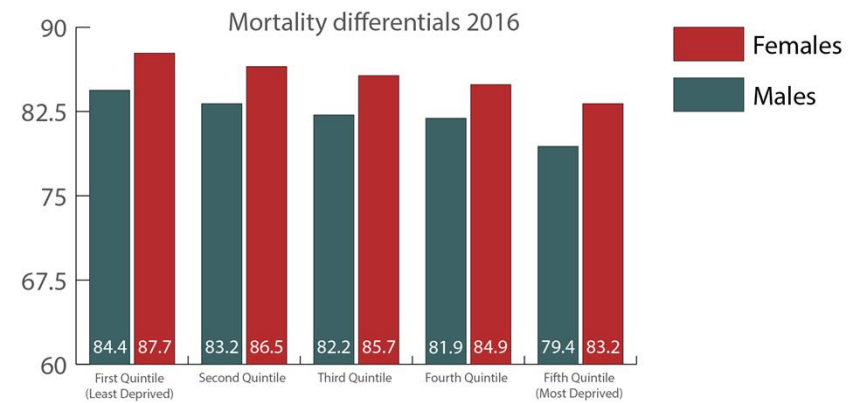
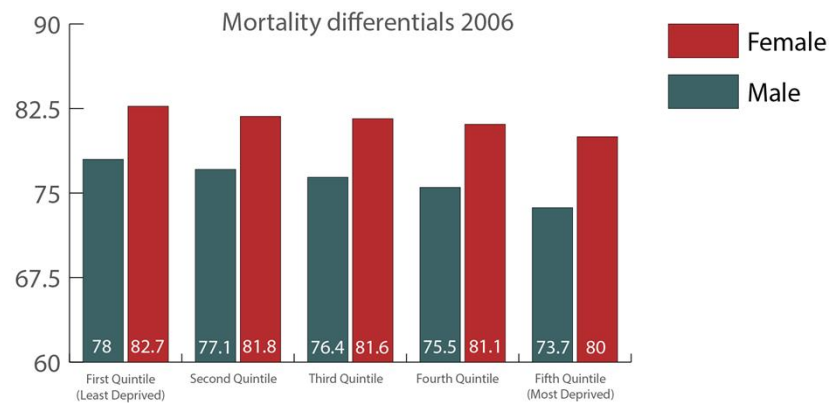
Figure 6.2 Healthy life years at birth



Source: CSO Ireland



Non-comparable data!



Projections - Naqvi and Whelan (2019)

Year	Male life expectancy		Female life expectancy	
	At birth	At age 65	At birth	At age 65
2015 (Rol)	79.4	18.2	83.3	20.9
2016 (NI)	78.8	18.4	82.3	20.6
2030 (Rol)	82.6	20.6	85.7	22.8
2030 (NI)	81.4	20.2	84.5	22.2



Disruptor 1 – social determinants?

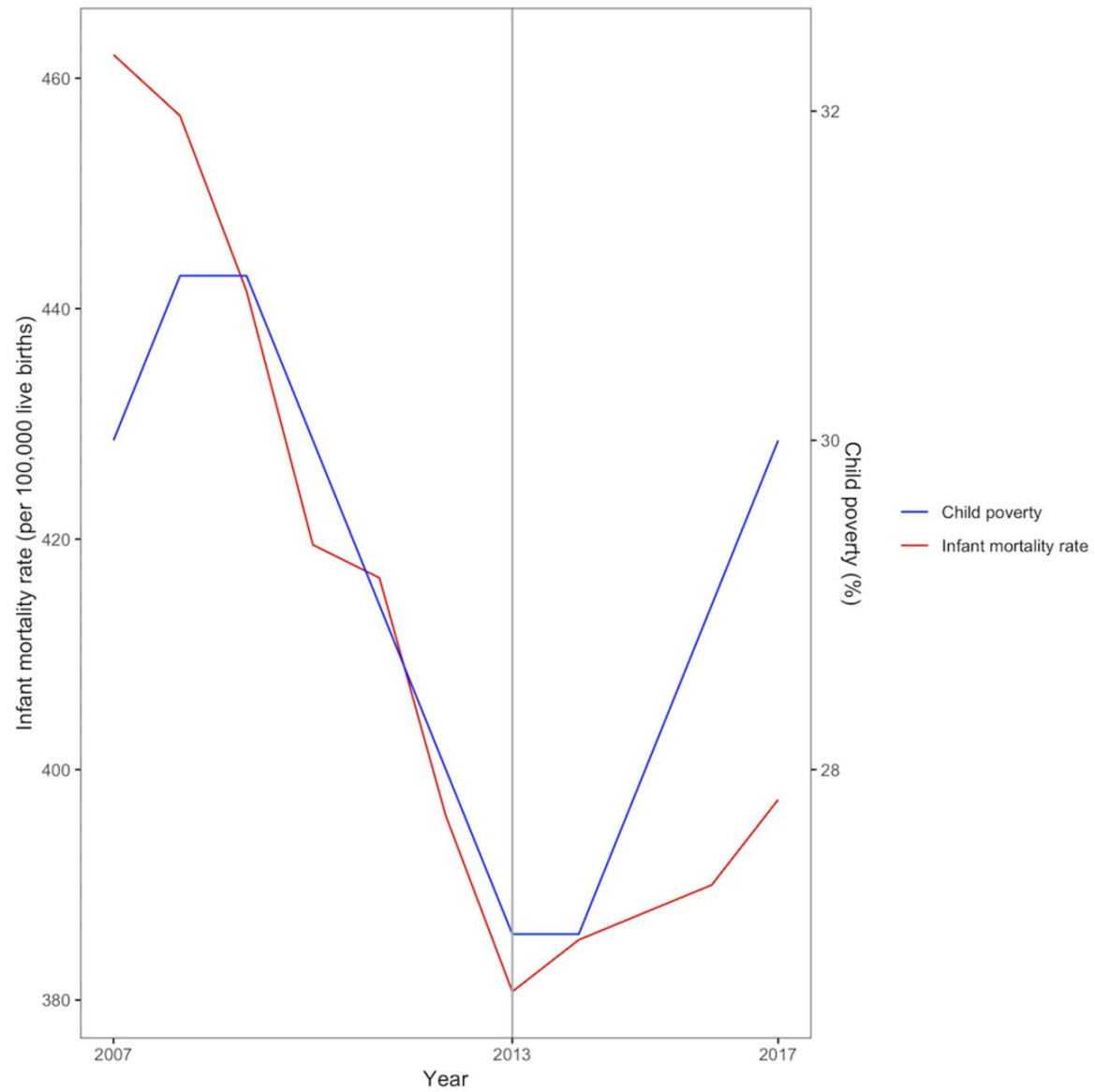
- Income, inequality, employment*
- Housing (access, quality)
- Social support networks (living alone)
- ‘Native’ cohort effects*
- Boom and bust...differential and time-lag effects **
- Healthy immigrant effect as mitigator?*

Post boom?



Ideologies..and learning from outliers





Disruptor 2 – gendered factors?

- Women (0.0)
 - Inequality in ‘assets for health’ – money, housing
 - Social roles and responsibilities
 - Biological exposure risk underestimated (tobacco, alcohol, obesity)
 - Relatively more effected by the failure of health system to adapt

Disruptor 3 – new(ish) threats to population health?

- NCDs – obesity, diabetes
- Neurological diseases
- Multi-morbidity – how to model
- Mental health – beyond the suicide metric
- Health protection – new challenges

Some thoughts for Ireland

- Delayed versus immediate effects of economic boom.. bust..recovery?..pattern
- Systematic reporting on inequalities in life expectancy and decomposition analyses?
- Greater exploration of broader migration effects and outcomes?

Health at a glance 2019

- What is clear is that continued gains in longevity should not be taken for granted, with better protection of older people and other at risk populations paramount to extending life expectancy

Sources (1 of 2)

- ▷ **Slide 5:** Census 2011 - Central Statistics Office and the Northern Ireland Statistics and Research Agency. Available at:
<https://www.cso.ie/en/media/csoie/releasespublications/documents/population/2011/Cen2011IrelandNorthernIreland.pdf>
- ▷ **Slide 8** – Healthy Ireland Framework for Health and Wellbeing 2013-2015 and the Healthy Ireland Outcomes framework. Available at:
<https://www.gov.ie/en/policy-information/706608-healthy-ireland-policies/>
- ▷ **Slide 9** – Better Outcomes Brighter Future Indicator Set available at
<https://www.gov.ie/en/publication/582092-better-outcomes-brighter-future-indicator-set/>
State of the Nations Children monitoring report available at:
<https://www.gov.ie/en/publication/48d829-state-of-the-nations-children/?referrer=/documents/stateofthenationschildren/20170302sotncreport2016.pdf/>
- Slide 11 and 18. OECD/European Observatory on Health Systems and Policies (2019), *Ireland: Country Health Profile 2019*, State of Health in the EU, OECD Publishing, Paris/European Observatory on Health Systems and Policies, Brussels. Available at:
<https://doi.org/10.1787/2393fd0a-en>.
- Slide 11 – Central Statistics Office – Health and Wellbeing of the Nation 2017.
<https://www.cso.ie/en/releasesandpublications/ep/p-wbn/thewellbeingofthenation2017/hlt/>
- Slide 12 - CHECK
- Slide 13 and 19– Data provided directly by Department of Health Statistics and Analytics Division



Sources (2 of 2)

- ▷ Slide 14- Teljeur C, Darker C, Barry J, O'Dowd T. The Trinity National Deprivation Index for Health & Health Services Research 2016. Trinity College Dublin. 2019. Available at: https://www.tcd.ie/medicine/public_health_primary_care/assets/pdf/Trinity-deprivation-report-11-2019.pdf
- ▷ Slides 16 and 21– Murphy, M. Luy, M. and Torrisi, O (2019) Stalling of mortality in the United Kingdom and Europe: an analytical review of the evidence. Working Paper 11-19 November 2019. London: LSE Department of Social Policy.
- ▷ –
- ▷ Slide 23 – CSO Health and Wellbeing of the Nation 2017
- ▷ Slide 20 and 22 OECD (2019), *Health at a Glance 2019: OECD Indicators*, OECD Publishing, Paris, <https://doi.org/10.1787/4dd50c09-en>, <https://www.oecd-ilibrary.org/docserver/4dd50c09-en.pdf?expires=1575289291&id=id&accname=guest&checksum=8C99142670EBA624060778997508F6A1>
- ▷ Slide 24 – CSO Mortality Differentials (2010) and Research Paper on Mortality Differentials (2019)
- ▷ Slide 25 Naqvi, R and Whelan, S (2019) Future Life Expectancies in Ireland – available at
- ▷ Slide 30 – Taylor-Robinson D, Lai ETC, Wickham S, *et al*
- ▷ Assessing the impact of rising child poverty on the unprecedented rise in infant mortality in England, 2000–2017: time trend analysis. *BMJ Open* 2019;9:e029424. doi: 10.1136/bmjopen-2019-029424

Acknowledgements

- Raleigh, V. (2019) Trends in life expectancy in the EU and other OECD countries: why are improvements slowing? OECD Health Working Paper No. 108.
- Naqvi, R and Whelan, S (2019) Future Life Expectancies in Ireland
- Layte, R. O'Hara, S. and Bennett, K (2010) Explaining structural change in cardiovascular mortality in Ireland 1995-2005: a time series analysis. European Journal of Public Health, Vol. 21, No. 5, 597-602.
- Lynch, Kathleen, Cantillon, Sara and Crean, Margaret (2017) 'Inequality' in Roche, William K, O'Connell, Philip J. and Prothero, Andrea (Eds.) Austerity and the Recovery in Ireland: Europe's Poster Child and the Great Recession. Oxford: Oxford University Press. pp. 252-271. Available at: <http://irc-equality.ie/wp-content/uploads/2017/04/Lynch-Cantillon-and-Crean-2017-Inequality-paper-Final-version-pre-printing.pdf>



Thank you

Any questions?

Email : helen.mcavoy@publichealth.ie

Web: www.publichealth.ie



www.twitter.com/publichealthie

