

# Contact Tracing Service Management Information Update



Issued 6 May 2021

Contact tracing is an important part of the Covid-19 Test, Trace and Protect Strategy<sup>1</sup> in Northern Ireland. Contact tracing involves identifying people who have been in close contact with cases of Covid-19, informing them of this, and providing them with information on the symptoms to be aware of, what to do if symptoms develop and if they need to self-isolate or get tested.

## Current data

### Weekly data

Data as of Sunday 2 May @ 12 midnight	In 7 days up to 2 May 2021
Number of positive cases transferred to the contact tracing system <sup>2</sup>	642
Number of positive cases where contact tracing completed	616
Total number of positive cases where contact tracing not completed	26
<ul style="list-style-type: none"><li>Number of incomplete cases sent an SMS advising self-isolation and inviting to digitally self-trace</li><li>Number of incomplete cases telephoned at least once</li></ul>	22 23
Number of contacts identified <sup>3</sup>	2175
Number of contacts reached	2144
Number of contacts not reached	31

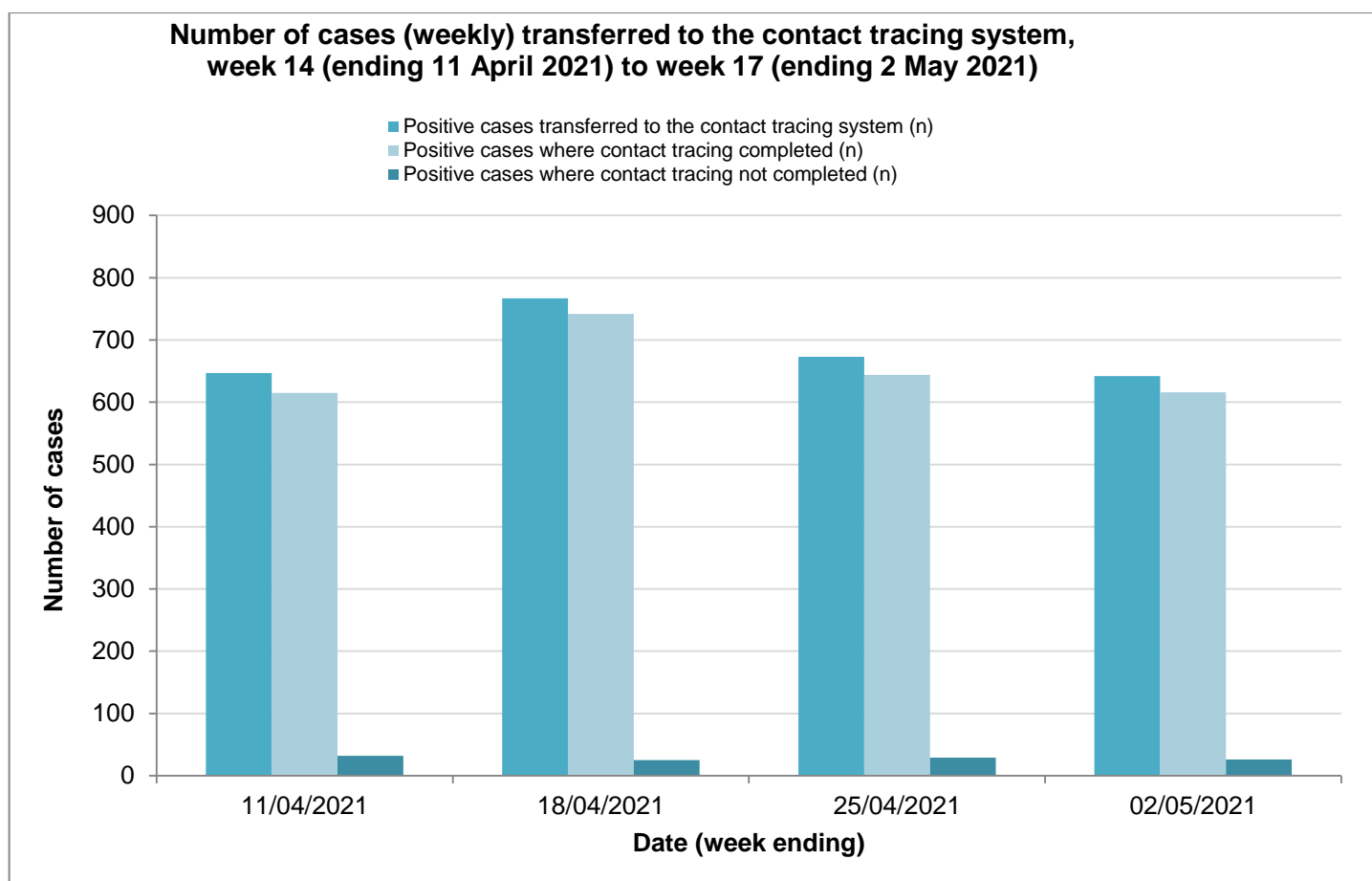
<sup>1</sup> Department of Health. Covid-19 Test, Trace and Protect Strategy. Belfast: May 2020.

<https://www.health-ni.gov.uk/sites/default/files/publications/health/Test-Trace-Protect-Support-Strategy.pdf>

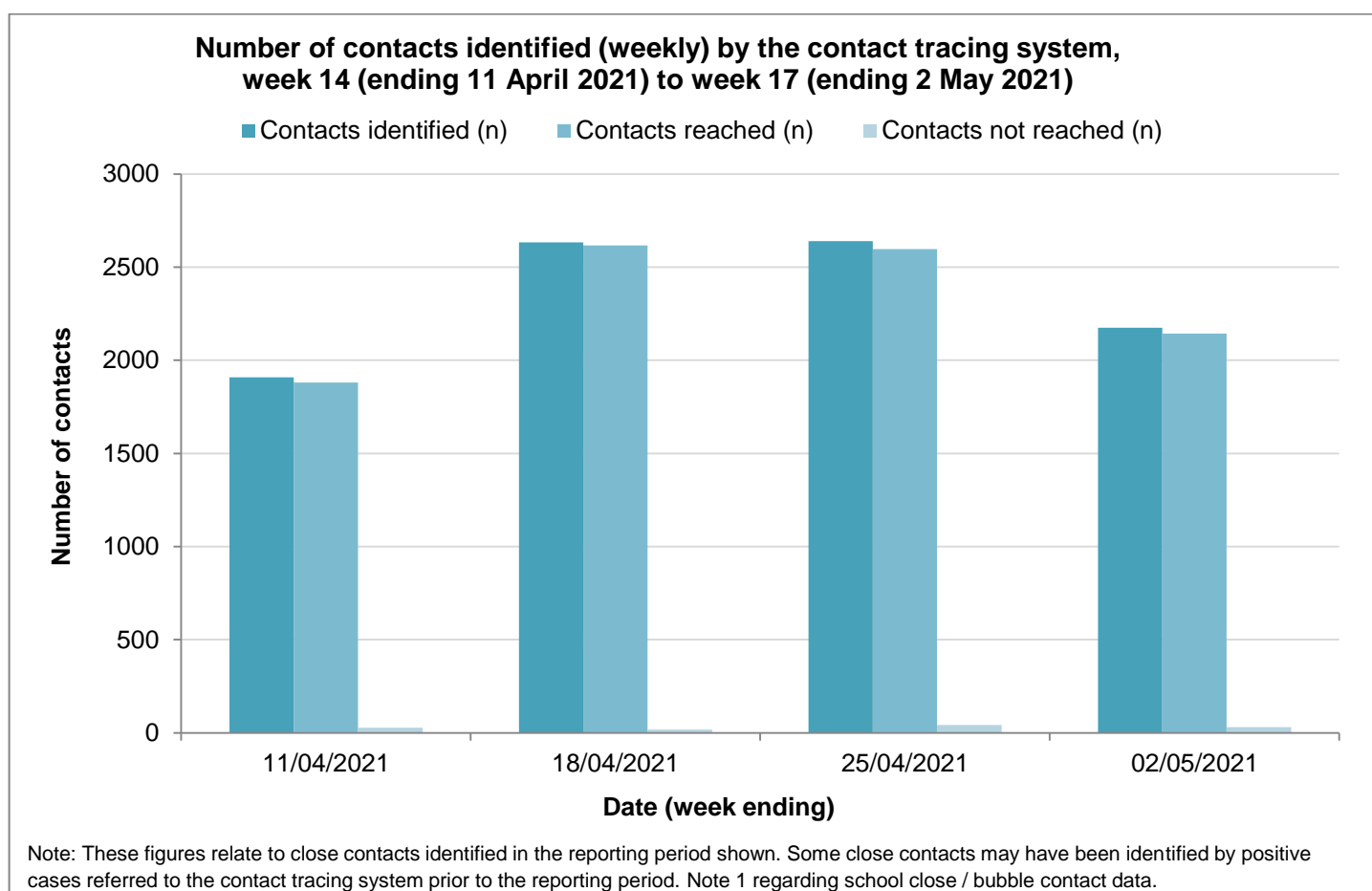
<sup>2</sup> CTS aims to deduct duplicates and cases where no contact details are available. Care home residents who test positive are followed up under separate health protection arrangements and are not included in this information.

<sup>3</sup> This does not include staff and patient contacts in a hospital/Trust setting, as these are managed by the relevant Health and Social Care trust. See Note 1 regarding school close / bubble contact data.

## Number of cases – past 4 weeks



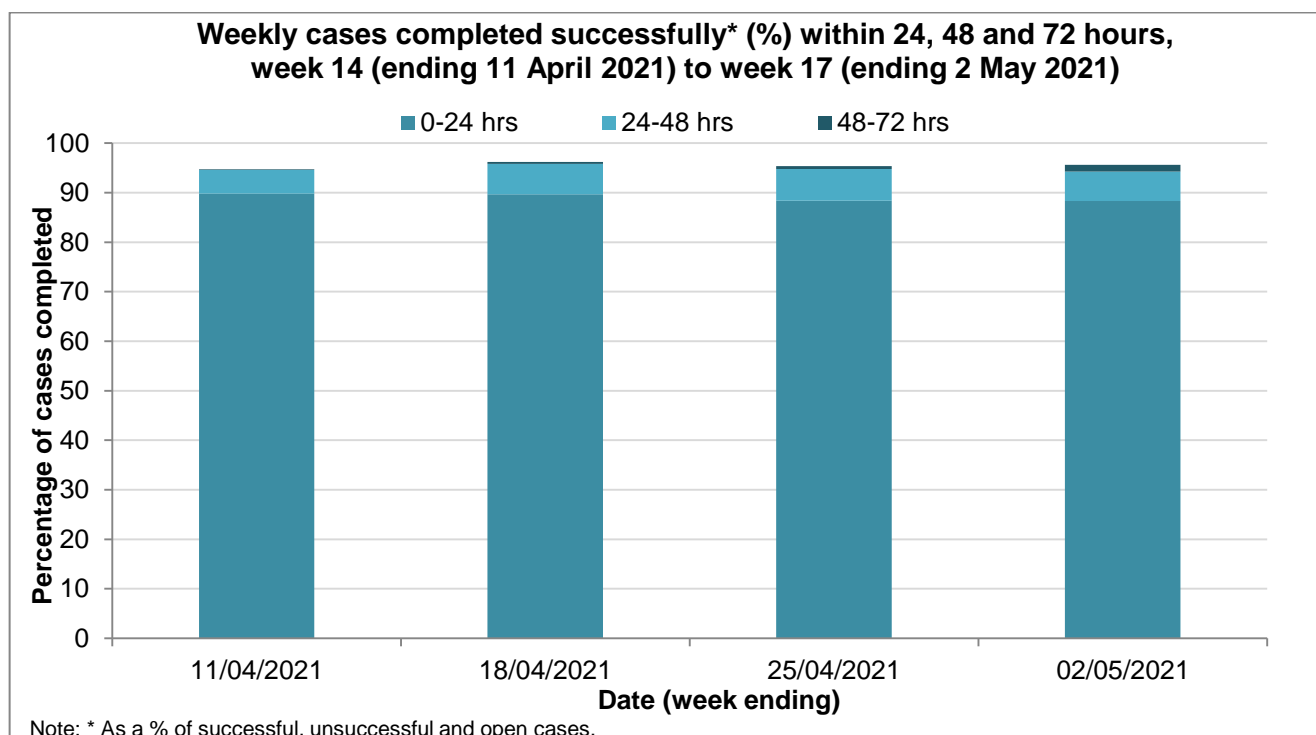
## Number of contacts – past 4 weeks



## Case completion by time period

Of the 642 positive cases reported to the contact tracing service between 26 April and 2 May 2021, 88% were reached within 24 hours and 94% were reached within 48 hours.

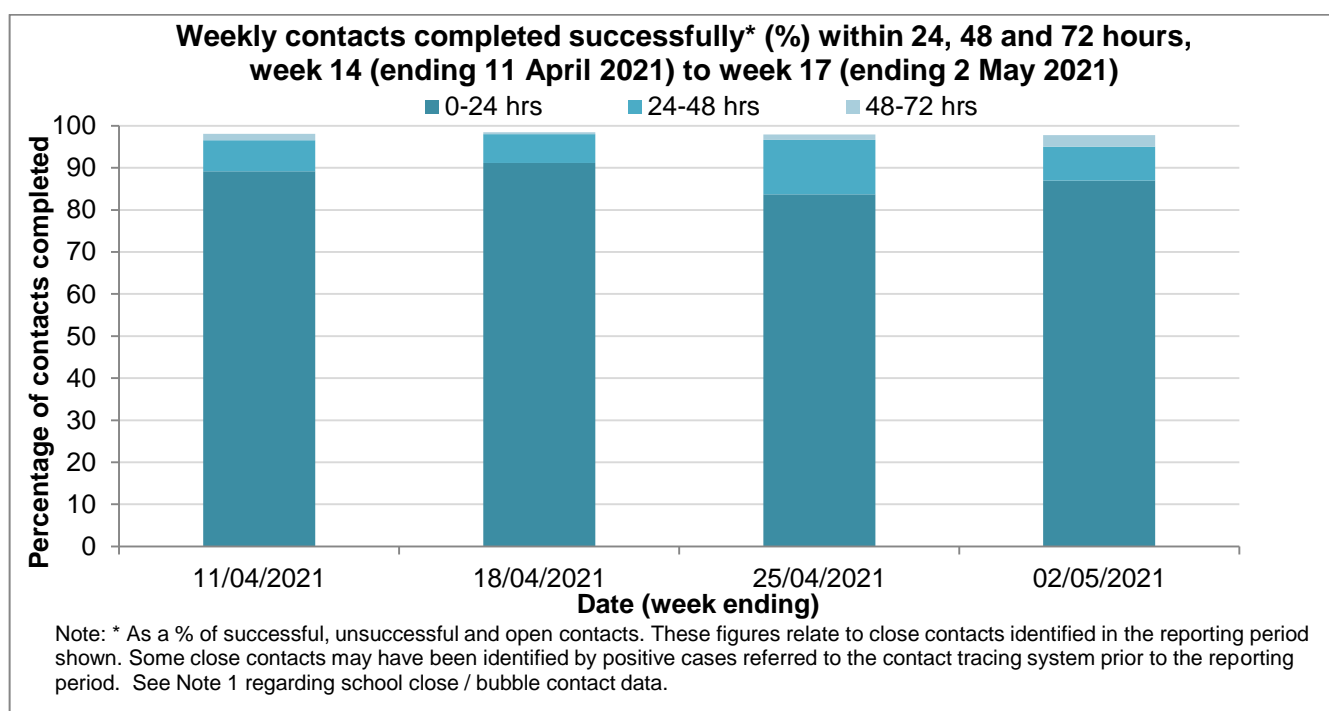
### Weekly – past 4 weeks



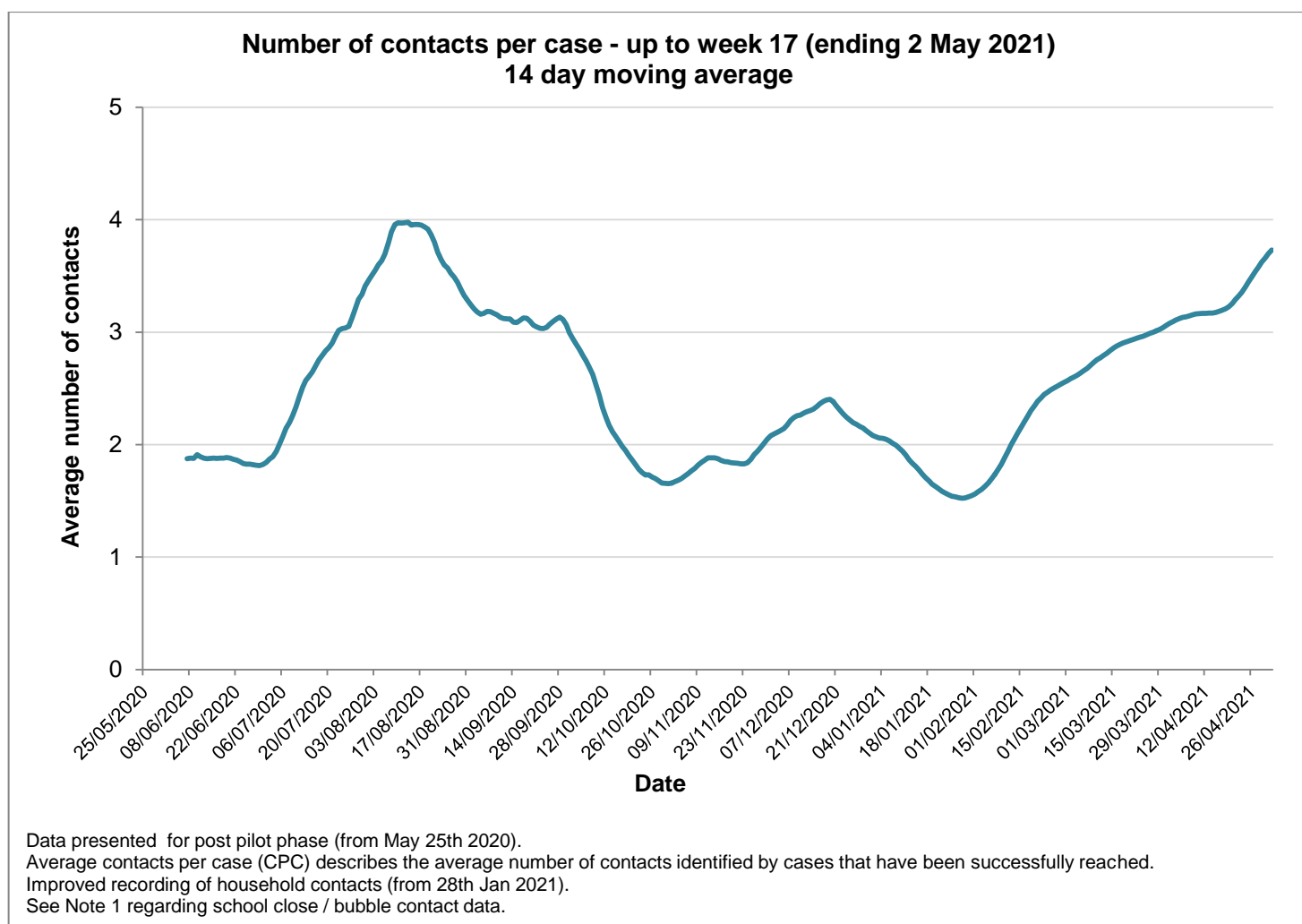
## Contact completion by time period

Of the 2,175 contacts identified by the contact tracing service between 26 April and 2 May 2021, 87% were reached within 24 hours of the positive case that identified them being referred to the CTC, with 95% reached within 48 hours.

### Weekly – past 4 weeks



## Number of contacts per case



### Note 1 – Close contact data and timeliness measures

Following identification of an issue around uploading of school close / bubble contact data into the contact tracing system, school close / bubble contact data were excluded from the close contact totals and timeliness measures (contact completed by time measure). This was because there was often a delay in school close / bubble contacts being loaded onto the contact tracing system, which was impacting on the contact completed by time measure. School close / bubble contact data has also been removed from contacts per case data.

School close / bubble contact data has been excluded from the close contact data presented this week and historical data has been updated to reflect this change (school close / bubble contact data added from Feb 22<sup>nd</sup> 2021). As school close / bubble contacts are provided with public health and self-isolation guidance via their school, rather than the contact tracing service, we have excluded these contacts from the close contacts data in this report. Close contacts outside the school setting, who are followed up by the contact tracing service, remain in the report.

### Additional notes:

- Data extracted from contact tracing system at 10.00am on Wednesday 5<sup>th</sup> May 2021.
- SMS sent to contacts from 30<sup>th</sup> September 2020.
- Digital Self Trace for cases commenced on 9<sup>th</sup> October 2020.
- These data are management information collected from a live operational system and provide a summary of contact tracer activity.
- Reporting methods and parameters may change over time.
- Should not be compared with other published figures as they will not align.
- New IT systems and data outputs often take some time to bed in. Data should therefore be treated with caution while the system and understanding of the data develops. At this stage, there is a risk of data entry errors or delay, which may require that data are revised and updated in future. The process of finding and removing duplicate records may also need refining, which could result in revisions to the data.