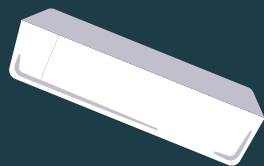


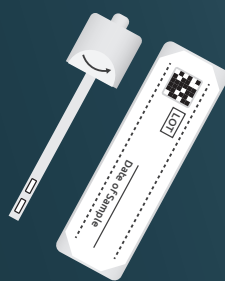
Bowel screening test kit instructions

You will need...

something to catch your poo such as an old, clean container



test kit (enclosed)



pen

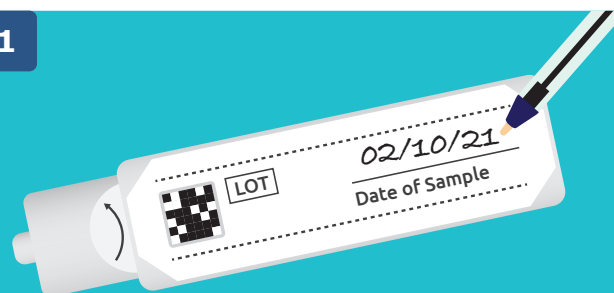


or toilet paper.

Very Important

Write the date you take the sample on the test kit or we may not be able to test it.

1




2



Put a container or toilet paper into the toilet to catch your poo. Don't let the poo touch the sides of the toilet or the water.

3




Unscrew the lid of the tube to remove the stick.

4



Dip the end of the stick into your poo. Only fill the two small grooves at the end - do not overfill.

5



Place the stick back in the tube. Close the tube by screwing the lid back on.

6



If you used a container, put it in a plastic bag and dispose of it in an outside bin. Remember to wash your hands.

7



Once completed, put the test kit in the padded envelope provided and post it to us as soon as possible.

Freephone Helpline: 0800 015 2514

(Relay UK 18001 0800 015 2514
for those who are deaf or speech impaired)

For more information visit:
www.nidirect.gov.uk/articles/bowel-cancer-screening



Public Health Agency

Public Health Agency
12-22 Linenhall Street, Belfast BT2 8BS.
Tel: 0300 555 0114 (local rate).
www.publichealth.hscni.net

Find us on:

