

# Shingles Vaccination Surveillance in Northern Ireland End of Programme Year Report 2023/2024

Date prepared : 06/05/2025

PHA Health Protection Surveillance (Vaccines)  
[Vaccines.Surveillance@hscni.net](mailto:Vaccines.Surveillance@hscni.net)

Contents

Introduction .....2

65 years .....3

70 years .....5

71-79 years - Shingrix .....7

71-79 years - Zostavax .....8

Immunocompromised aged 50 years and older .....9

Vaccinations administered .....13

Definitions and Methodology .....15

## Introduction

This report provides an overview of the number of vaccinations administered and vaccine uptake for the Shingles vaccination programme in 2023/24. The programme year runs from 1st September 2023 to 31st August 2024.

The report includes information on the following eligible cohorts:

- 65 years
- 70 years
- 71-79 years
- Immunocompromised individuals aged 50 years and older

Further information on the Shingles vaccination programme including eligibility is available at [Shingles Vaccination Programme 2024](#)

## 65 years - Shingrix vaccine

There were 7,997 dose 1 and 5,263 dose 2 Shingrix vaccinations administered during the 2023/24 programme year to those aged 65 years of age. Vaccine uptake in this cohort was 38.9% for dose 1 and 25.6% for dose 2 (complete course) . Vaccine uptake of dose 1 and dose 2 was highest in Lisburn and Castlereagh Local Government District (LGD), 49.5% and 35.5% respectively. The lowest vaccine uptake was reported in Fermanagh and Omagh LGD, 24.7% for dose 1 and 14.1% completing the course (Figures 1 and 2, and Tables 1 and 2).

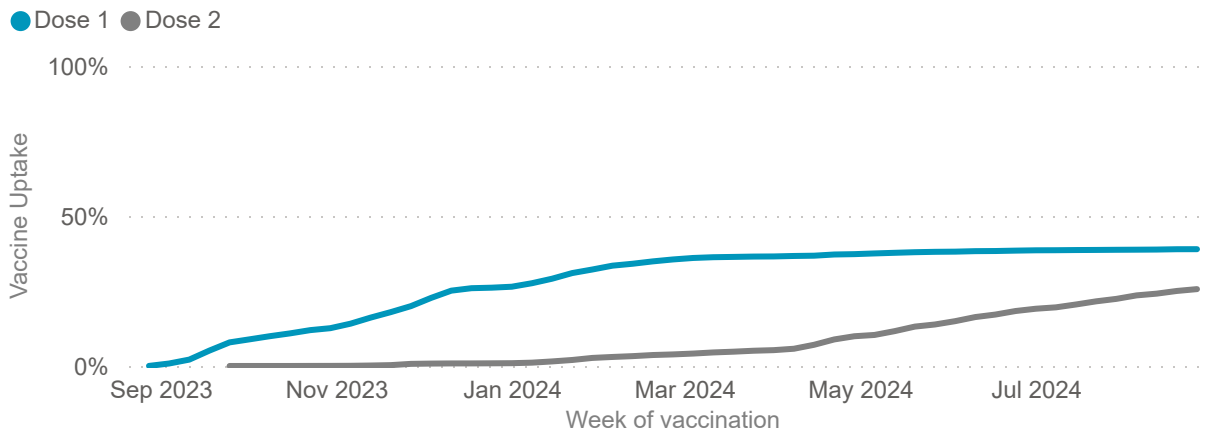


Figure 1. Cumulative uptake of Shingrix vaccination by week of vaccination in individuals aged 65 years by dose, 2023/24

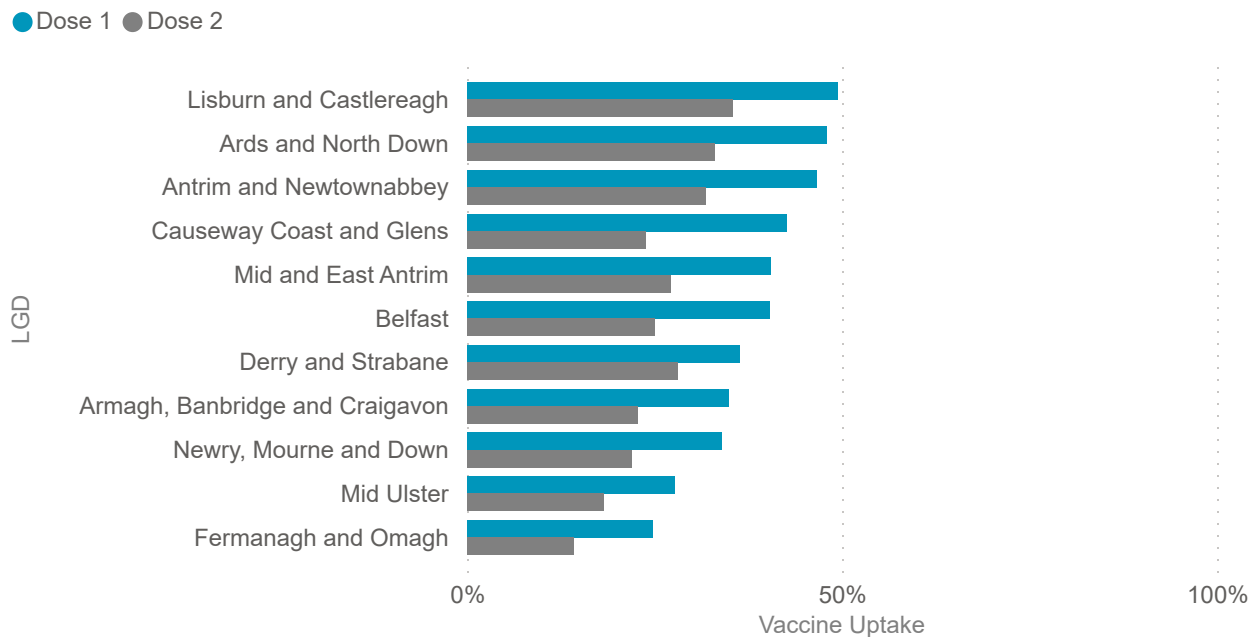


Figure 2. Cumulative uptake of Shingrix vaccination in individuals aged 65 years by dose and LGD, 2023/24

## 65 years - Shingrix vaccine

Table 1. Vaccine uptake of Shingrix dose 1 in those aged 65 years, by LGD, 2023/24

LGD	Registered Population	Number Vaccinated	Vaccine Uptake
Antrim and Newtownabbey	1,557	725	46.6%
Ards and North Down	1,985	951	47.9%
Armagh, Banbridge and Craigavon	2,198	766	34.8%
Belfast	3,416	1,376	40.3%
Causeway Coast and Glens	1,663	708	42.6%
Derry and Strabane	1,591	579	36.4%
Fermanagh and Omagh	1,407	348	24.7%
Lisburn and Castlereagh	1,579	781	49.5%
Mid and East Antrim	1,698	686	40.4%
Mid Ulster	1,433	396	27.6%
Newry, Mourne and Down	2,010	681	33.9%

Table 2. Vaccine uptake of Shingrix dose 2 in those aged 65 years, by LGD, 2023/24

LGD	Registered Population	Number Vaccinated	Vaccine Uptake
Antrim and Newtownabbey	1,557	495	31.8%
Ards and North Down	1,985	654	32.9%
Armagh, Banbridge and Craigavon	2,198	501	22.8%
Belfast	3,416	852	24.9%
Causeway Coast and Glens	1,663	395	23.8%
Derry and Strabane	1,591	447	28.1%
Fermanagh and Omagh	1,407	199	14.1%
Lisburn and Castlereagh	1,579	560	35.5%
Mid and East Antrim	1,698	460	27.1%
Mid Ulster	1,433	260	18.1%
Newry, Mourne and Down	2,010	440	21.9%

70 years - Shingrix vaccine

There were 7,195 dose 1 and 4,711 dose 2 Shingrix vaccinations administered during the 2023/24 programme year to those aged 70 years of age. Vaccine uptake in this cohort was 41.5% for dose 1 and 27.2% for dose 2 (complete course) . Vaccine uptake of dose 1 and dose 2 was highest in Antrim and Newtownabbey LGD, 49.6% and 33.2% respectively. The lowest vaccine uptake was reported in Fermanagh and Omagh LGD, 32.3% for dose 1 and 18.3% completing the course (Figures 3 and 4, and Tables 3 and 4).

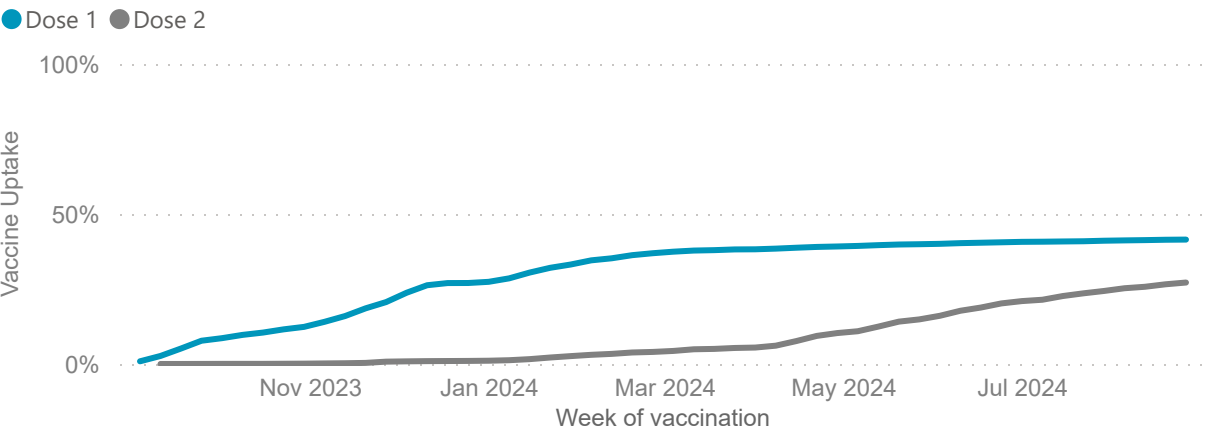


Figure 3. Cumulative uptake of Shingrix vaccination by week of vaccination in individuals aged 70 years by dose, 2023/24

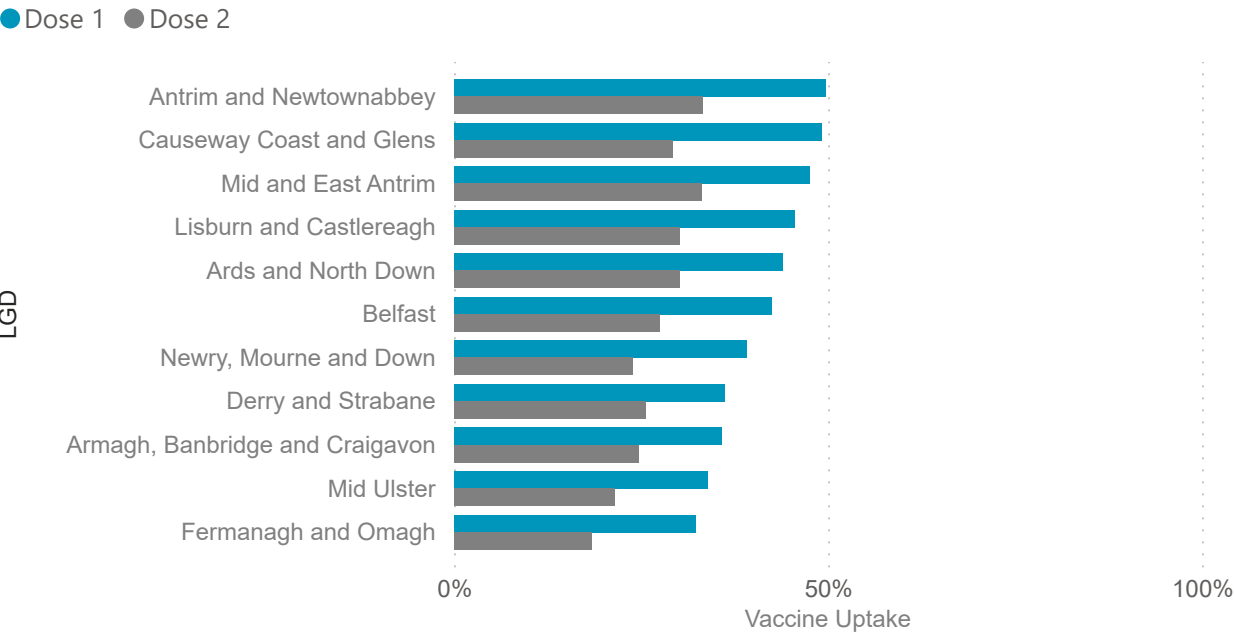


Figure 4. Cumulative uptake of Shingrix vaccination in individuals aged 70 years by dose and LGD, 2023/24

## 70 years - Shingrix vaccine

Table 3. Vaccine uptake of Shingrix dose 1 in those aged 70 years, by LGD, 2023/24

LGD	Registered Population	Number Vaccinated	Vaccine Uptake
Antrim and Newtownabbey	1,338	664	49.6%
Ards and North Down	1,904	837	44.0%
Armagh, Banbridge and Craigavon	1,840	657	35.7%
Belfast	2,562	1,087	42.4%
Causeway Coast and Glens	1,415	695	49.1%
Derry and Strabane	1,443	522	36.2%
Fermanagh and Omagh	1,216	393	32.3%
Lisburn and Castlereagh	1,291	587	45.5%
Mid and East Antrim	1,426	678	47.5%
Mid Ulster	1,237	420	34.0%
Newry, Mourne and Down	1,677	655	39.1%

Table 4. Vaccine uptake of Shingrix dose 2 in those aged 70 years, by LGD, 2023/24

LGD	Registered Population	Number Vaccinated	Vaccine Uptake
Antrim and Newtownabbey	1,338	444	33.2%
Ards and North Down	1,904	574	30.1%
Armagh, Banbridge and Craigavon	1,840	454	24.7%
Belfast	2,562	704	27.5%
Causeway Coast and Glens	1,415	414	29.3%
Derry and Strabane	1,443	369	25.6%
Fermanagh and Omagh	1,216	223	18.3%
Lisburn and Castlereagh	1,291	390	30.2%
Mid and East Antrim	1,426	472	33.1%
Mid Ulster	1,237	266	21.5%
Newry, Mourne and Down	1,677	401	23.9%

## 71-79 years - Shingrix vaccine

There were 3,754 dose 1 and 1,873 dose 2 Shingrix vaccinations administered during the 2023/24 programme year to those aged 71 -79 years of age. Vaccine uptake in this cohort was 2.8% for dose 1 and 1.4% for dose 2 (complete course) during 2023/24 (Tables 5 and 6). Individuals within this group will have been eligible for vaccination with either Shingrix or Zostavax prior to recording of vaccinations on VMS in August 2023, therefore it is likely many of those in the older age groups will have been previously vaccinated but not recorded on VMS.

**Table 5. Vaccine uptake of Shingrix dose 1 in those aged 71 - 79 years, by LGD, 2023/24**

LGD	Registered Population	Number Vaccinated	Vaccine Uptake
Antrim and Newtownabbey	10,333	479	4.6%
Ards and North Down	15,866	365	2.3%
Armagh, Banbridge and Craigavon	14,555	232	1.6%
Belfast	19,644	785	4.0%
Causeway Coast and Glens	11,321	338	3.0%
Derry and Strabane	9,955	369	3.7%
Fermanagh and Omagh	8,633	132	1.5%
Lisburn and Castlereagh	10,661	269	2.5%
Mid and East Antrim	11,331	295	2.6%
Mid Ulster	9,103	169	1.9%
Newry, Mourne and Down	12,251	321	2.6%

**Table 6. Vaccine uptake of Shingrix dose 2 in those aged 71 - 79 years, by LGD, 2023/24**

LGD	Registered Population	Number Vaccinated	Vaccine Uptake
Antrim and Newtownabbey	10,333	297	2.9%
Ards and North Down	15,866	190	1.2%
Armagh, Banbridge and Craigavon	14,555	113	0.8%
Belfast	19,644	407	2.1%
Causeway Coast and Glens	11,321	196	1.7%
Derry and Strabane	9,955	93	0.9%
Fermanagh and Omagh	8,633	56	0.6%
Lisburn and Castlereagh	10,661	131	1.2%
Mid and East Antrim	11,331	142	1.3%
Mid Ulster	9,103	81	0.9%
Newry, Mourne and Down	12,251	167	1.4%



## 71-79 years - Zostavax vaccine

Zostavax vaccine was used in those aged 71-79 years until stock was depleted. Zostavax was then discontinued and Shingrix became the only shingles vaccination on offer to all eligible cohorts. There were 703 Zostavax vaccinations administered during the 2023/24 programme year to those aged 71 -79 years of age. The proportion of this cohort vaccinated with Zostavax was 0.5% (Table 7). Individuals within this group will have been eligible for vaccination with either Shingrix or Zostavax prior to recording of vaccinations on VMS in August 2023, therefore it is likely many of those in the older age groups will have been previously vaccinated but not recorded on VMS.

Table 7. Vaccine uptake of Zostavax in those aged 71 - 79 years, by LGD, 2023/24

LGD	Registered Population	Number Vaccinated	Vaccine Uptake
Antrim and Newtownabbey	10,333	19	0.2%
Ards and North Down	15,866	129	0.8%
Armagh, Banbridge and Craigavon	14,555	66	0.5%
Belfast	19,644	126	0.6%
Causeway Coast and Glens	11,321	48	0.4%
Derry and Strabane	9,955	12	0.1%
Fermanagh and Omagh	8,633	36	0.4%
Lisburn and Castlereagh	10,661	69	0.6%
Mid and East Antrim	11,331	91	0.8%
Mid Ulster	9,103	23	0.3%
Newry, Mourne and Down	12,251	84	0.7%

## Immunocompromised 50 years and older Shingrix vaccine

There were 7,439 dose 1 and 5,930 dose 2 Shingrix vaccinations administered during the 2023/24 programme year to those immunocompromised aged 50 years and older. Vaccine uptake in this cohort was 22.4% for dose 1 and 17.9% for those completing the course. Vaccine uptake of dose 1 and dose 2 was highest in Lisburn and Castlereagh LGD, 29.0% and 23.5% respectively, The lowest vaccine uptake was reported in Mid Ulster LGD, 18.0% for dose 1 and Armagh, Craigavon and Banbridge LGD with 13.5% completing the course. Vaccine uptake was highest in those aged 65-69 years for both dose 1 (42.4%) and dose 2 (34.9%), it should be noted that individuals are also eligible based on age at 65 years (Figures 5 and 6, and Tables 8-11).

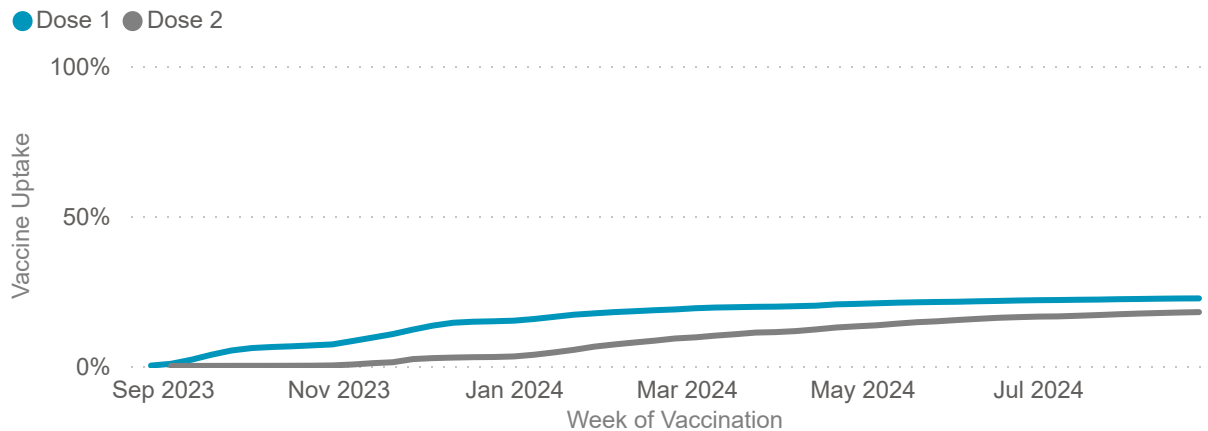


Figure 5. Cumulative uptake of Shingrix vaccination in immunocompromised individuals aged 50 years and older by dose and week of vaccination, 2023/24

Shingles Vaccination Surveillance in Northern Ireland

# Immunocompromised 50 years and older

## Shingrix vaccine

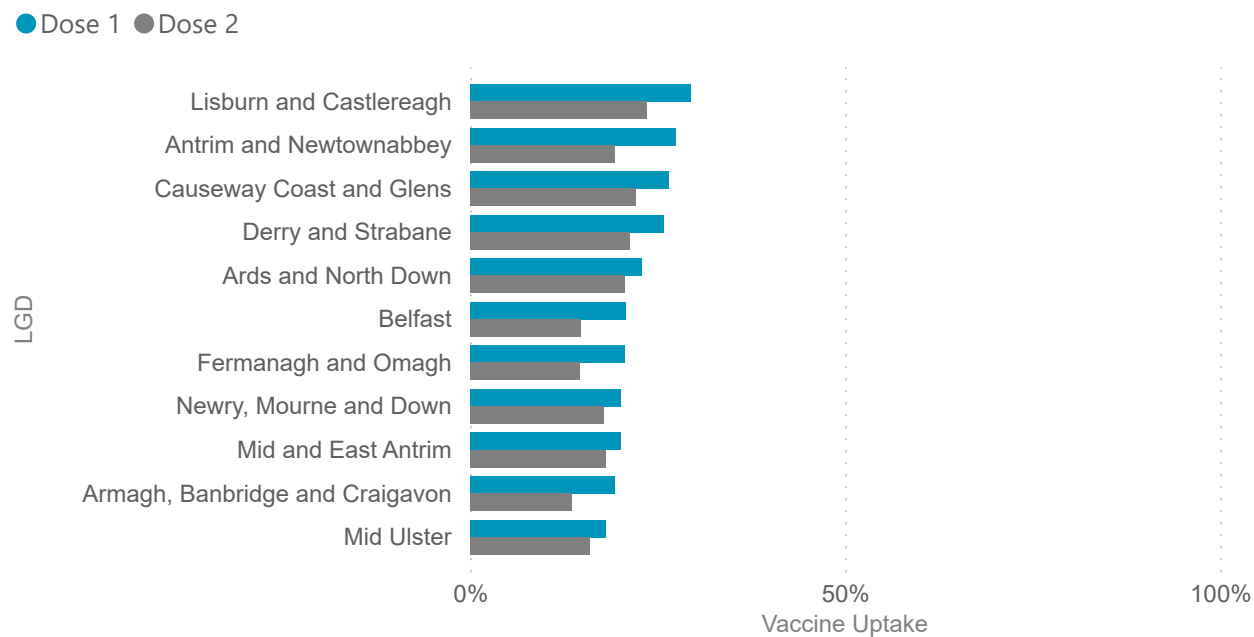


Figure 6. Cumulative uptake of Shingrix vaccination in immunocompromised individuals aged 50 years and older by dose and LGD, 2023/24

## Immunocompromised 50 years and older

### Shingrix vaccine

Table 8. Vaccine uptake of Shingrix dose 1 in those immunocompromised aged 50 years and older, by LGD, 2023/24

LGD	Registered Population	Number Vaccinated	Vaccine Uptake
Antrim and Newtownabbey	2,474	679	27.4%
Ards and North Down	3,015	680	22.6%
Armagh, Banbridge and Craigavon	3,539	674	19.0%
Belfast	5,729	1,182	20.6%
Causeway Coast and Glens	2,497	656	26.3%
Derry and Strabane	2,374	612	25.8%
Fermanagh and Omagh	2,078	426	20.5%
Lisburn and Castlereagh	2,965	860	29.0%
Mid and East Antrim	2,974	592	19.9%
Mid Ulster	2,413	435	18.0%
Newry, Mourne and Down	2,952	593	20.1%

Table 9. Vaccine uptake of Shingrix dose 1 in those immunocompromised aged 50 years and older, by age band, 2023/24

Age band	Registered Population	Number Vaccinated	Vaccine Uptake
50-54	4,153	863	20.8%
55-59	5,190	1,292	24.8%
60-64	5,423	1,621	29.7%
65-69	5,016	2,134	42.4%
70-74	4,701	1,101	23.3%
75-79	4,107	224	5.4%
80+	4,420	196	4.4%

## Immunocompromised 50 years and older

### Shingrix vaccine

Table 10. Vaccine uptake of Shingrix dose 2 in those immunocompromised aged 50 years and older, by LGD, 2023/24

LGD	Registered Population	Number Vaccinated	Vaccine Uptake
Antrim and Newtownabbey	2,474	477	19.3%
Ards and North Down	3,015	621	20.6%
Armagh, Banbridge and Craigavon	3,539	478	13.5%
Belfast	5,729	844	14.7%
Causeway Coast and Glens	2,497	550	22.0%
Derry and Strabane	2,374	506	21.3%
Fermanagh and Omagh	2,078	303	14.6%
Lisburn and Castlereagh	2,965	696	23.5%
Mid and East Antrim	2,974	536	18.0%
Mid Ulster	2,413	385	16.0%
Newry, Mourne and Down	2,952	526	17.8%

Table 11. Vaccine uptake of Shingrix dose 2 in those immunocompromised aged 50 years and older, by age band, 2023/24

Age band	Registered Population	Number Vaccinated	Vaccine Uptake
50-54	4,153	679	16.3%
55-59	5,190	979	18.8%
60-64	5,423	1,214	22.3%
65-69	5,016	1,760	34.9%
70-74	4,701	1,003	21.3%
75-79	4,107	162	3.9%
80+	4,420	125	2.8%

## Vaccinations administered

There were 27,333 Dose 1 and 17,515 Dose 2 Shingrix vaccinations and 924 Zostavax vaccinations administered during the 2023/24 programme year. Administration of dose 2 Shingrix vaccinations commenced later in the programme year as there is at least a six month interval between administration of doses. More dose 2 vaccinations were administered in the later half of the programme year. Shingrix dose 1 and 2 administration was greatest in Belfast LGD. The use of Zostavax vaccine was discontinued in 2023/24. (Figures 7 and 8, Tables 12 and 13).

Dose ● Dose 1 ● Dose 2

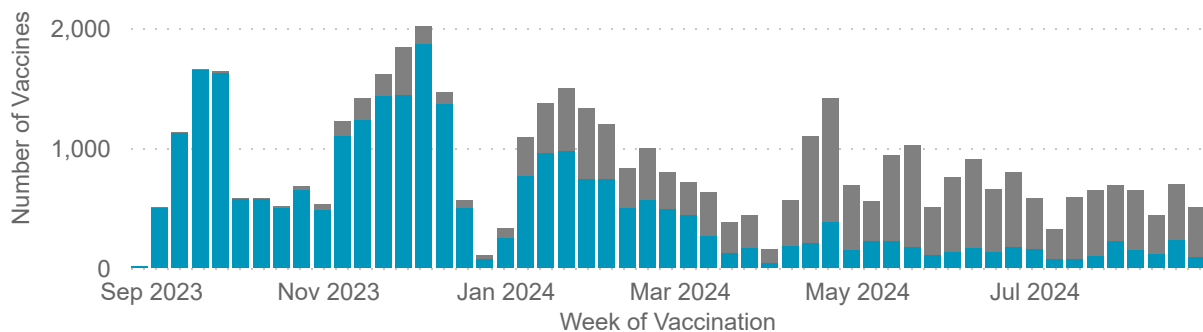
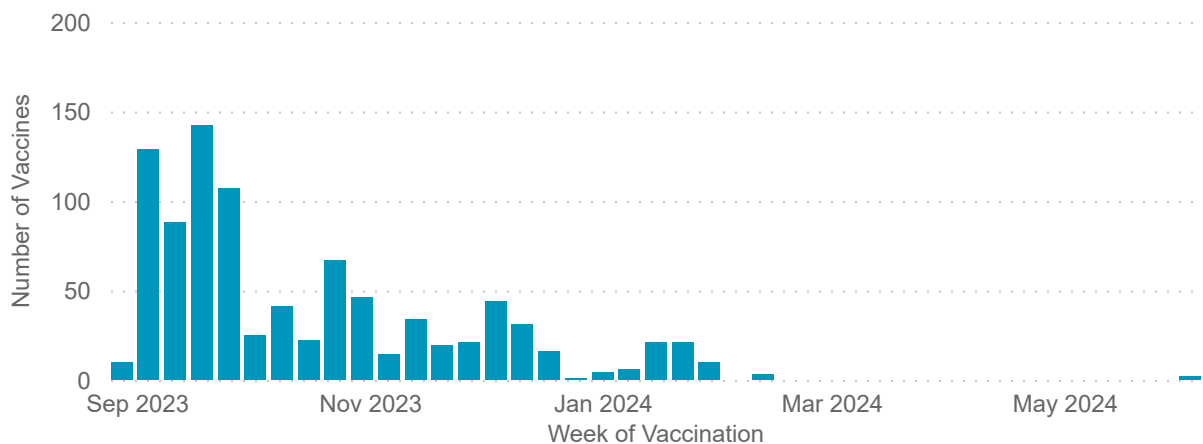


Figure 7. Shingrix vaccine administered, by week of vaccination during 2023/24 Shingles vaccination programme.



## Vaccinations administered

Table 12. Number of Shingrix vaccinations administered during Shingles vaccination programme by dose and LGD, 2023/24.

LGD	Dose 1	Dose 2
Antrim and Newtownabbey	2,518	1,717
Ards and North Down	2,922	1,941
Armagh, Banbridge and Craigavon	2,464	1,629
Belfast	4,640	2,787
Causeway Coast and Glens	2,456	1,498
Derry and Strabane	2,136	1,351
Fermanagh and Omagh	1,285	753
Lisburn and Castlereagh	2,594	1,690
Mid and East Antrim	2,372	1,626
Mid Ulster	1,447	918
Newry, Mourne and Down	2,473	1,590
Unknown	26	15

Table 13. Number of Zostavax vaccinations administered during Shingles vaccination programme by LGD, 2023/24.

LGD	Number of Vaccines
▲ Antrim and Newtownabbey	28
Ards and North Down	164
Armagh, Banbridge and Craigavon	70
Belfast	174
Causeway Coast and Glens	67
Derry and Strabane	23
Fermanagh and Omagh	49
Lisburn and Castlereagh	90
Mid and East Antrim	123
Mid Ulster	28
Newry, Mourne and Down	108

## Shingles Vaccination Surveillance in Northern Ireland

### Definitions and Methodology

Shingrix-for-all programme 2023/24 is any vaccine/dose administered from 1st September 2023 to 31st August 2024.

A complete vaccination course is defined as a single dose Zostavax or Shingrix dose 2 received.

Official start date of the Shingrix-for-all programme is 1st September 2023. Shingles vaccination recording in VMS was live from 30 August 2023. First vaccination records for 2023/24 begin 28 August 2023.

All vaccines are recorded on the Vaccine Management System. Data extracted 25/11/2024.

Cohorts are not mutually exclusive and therefore individuals may be counted in more than one cohort.

### Definitions and data sources

Group	Identified by	Denominator
Immunosuppressed, 50 years and older	VMS Age on 1st September 2023 AND immunosuppressed = YES	GPIP, 2023
Age 65 years	VMS Age on 1st September 2023	NISRA Mid Year Estimates 2021
Age 70 years	VMS Age on 1st September 2023	NISRA Mid Year Estimates 2021
Age 71-79 years	VMS Age on 1st September 2023	NISRA Mid Year Estimates 2021

The population who are 'immunosuppressed' is determined using data from the national General Practice Improvement Programme (GPIP) extracted at the beginning of the 2023/24 programme year. Data is extracted from GPIP using SNOMED codes related to 'immunosuppression' based on recommendations within the [Green Book Chapter 25a Shingles](#).